

stern



TOUCHLESS AUTOMATED ENVIRONMENT
COMMERCIAL & HOSPITALITY

DISCOVER STERN'S TOUCHLESS WC CUBICLES



ENHANCE RESTROOM EXPERIENCE WITH **TOUCHLESS WC CUBICLES** AND OCCUPANCY INDICATORS

- Optimizing Surface Hygiene and Minimizing the Risk of Cross Contamination
- Quick & Easy Installation
- Intuitive and Simple Use
- Safe and Reliable
- Minimal Maintenance and Failure-Free



MINIMIZE CONTACT WITH SURFACES AS MUCH AS POSSIBLE

Since 1989, Stern - one of the pioneers in touchless sanitary products for public toilets – has been producing touchless faucets, soap dispensers, flush valves, and hand dryers. But what about the contact applied to open the door of the WC cubicles?

Now you can ensure optimal surface hygiene and minimize the risk of cross-contamination, using Stern's touchless bathroom cubicles.



For more details about Stern's touchless cubicles please contact:
info@sternfaucets.com

WHY STERN?



Stern blends cutting-edge technological innovation, foresight, ease of use, and impeccable style, all in a single package. A world leader in the sanitary market for nearly 35 years, Stern develops and manufactures touchless faucets, automatic soap dispensers, flush valves, shower controls, and a multitude of related accessories in its production facilities in Israel and the US.

Equipped with advanced technologies and machines run by a talented team of over 300 people, Stern creates an extensive product line for both commercial and hospitality installations. Every product at Stern is visionally conceived, practically engineered, and successfully launched to improve the user experience around the globe.

By marrying our market intuition with our technological know-how, we create electronic products that effectively and efficiently answer global needs in line with international standards and expectations. We remain wholeheartedly committed to green building and water-efficiency to help minimize the use of water and energy.

And as we produce everything in-house, we are able to adjust, combine, upgrade and resize to your hearts' desire, keeping Stern at the very forefront of world technology and design.

STERN LEADS THE WAY

The Leadership in Energy and Environmental Design (LEED) is a certification developed by the USBCG (United States Green Building Council) – an organization dedicated to environmentally conscious construction. The LEED certification encourages sustainable building practices and promotes environmental preservation. Among the key issues measured by the organization are water and energy efficiency.

The certification is based on a rating system, awarded for specific percentage of water usage reduction, as listed in the LEED Rating System. The USBCG applies its LEED certification points system to a wide variety of construction projects: commercial buildings, office buildings, schools, hospitals, hotels, and more.

With water conservation as one of our main goals, Stern has developed a line of products with extremely high water efficiency. Our products provide a minimum of 30% water reduction and up to 87% water reduction. Stern products are the best way for any construction project to achieve the highest score in the water efficiency category of the LEED certificate.

Stern products and water usage reduction

Commercial Fixtures, Fittings, and Appliances	Baseline	Stern's Best Solution	Stern's Reduction
Flush valves for toilets	1.6 gpf (6.0 lpf)	1.1 gpf (4.18 lpf) single flush 0.8 gpf (3.04 lpf) average dual flush	31%
Flush valves for urinals	1.0 gpf (3.8 lpf)	0.125 gpf (0.5 lpf)	87%
Public Lavatory (restroom) faucets	0.5 gpm at 60 psi (1.9 lpm at 415 kPa)	0.35 gpm (1.33 lpm) at 50 psi	30%
Shower heads	2.5 gpm at 80 psi (9.5 lpm at 550 kPa)	1.06 gpm (4.0 lpm) at 50 psi	58%

Legend: lpf – liters per flush, gpf – gallons per flush, lpm – liters per minute, gpm - gallons per minute, psi - pounds per square inch, kPa - kilopascal



**ALWAYS COMMITTED TO GREEN BUILDING
AND WATER-EFFICIENT PRODUCTS**

WHAT'S NEW?

SWAR New Options

The newest version of SWAR has been fitted with a concealed screen for broadcasting news and advertising, to be viewed while users wash, soap and dry their hands in your commercial washroom. The lockable mirror conceals the screen completely and the tablet is only visible when needed, creating a sophisticated approach to elegant advertising.

Page 87



Boreal Faucet & Soap Dispenser

Water & soap come together, perfectly matched, with this stellar looking pair. Sharp contours and straight lines infuse this minimalistic square design with a futuristic charm.

Page 14, 54



Stern Trio

Complete solution for hand washing and drying! Eliminate those messy, slippery floors, with Stern's all-in-one handwashing solution for either deck or wall-mounted designs.

Page 39



Recessed Duo

The Recessed Mounted Duo is our concealed soap-water modular system in a stainless-steel box for integration inside the wall, concealed inside the wall and behind a mirror or panel for the cleanest and most minimalistic design.


Page 90



Csaba 2 in 1

Csaba 2-in-1, a touch-free deck-mounted electronic faucet and soap dispenser duo in a single unit, is ideal for retrofit projects where drilling a new basin opening is not possible.

Page 6



Proprietary Soap Adaptor kits

Fully committed to your soap supplier but want to enjoy the ease, comfort and sustainability offered by Stern's touch-free soap dispensers? Fret no more! We have the ultimate solution for you to continue using your proprietary soap: Stern's Proprietary Soap Adaptors!

Page 107



Easy Refills

Lotus Top fill 2 liters container is easy to refill with your choice of hand soap. Our new touch free deck mounted soap dispenser's body is made of 100% chrome plated brass. Including the smart cap that allows to refill from the top.

Page 50



Smartbox

Our Smartbox touch-free electronic soap dispenser or hand sanitizer dispenser for wall-mounted installations, is ideal for refurbishment projects.

Page 79



Csaba Petite Set

Petite and just the right size, our Csaba Petite Set is the ideal choice for spaces that require elegant subtlety and an air of refined sophistication.


Page 7, 47



Cool TF

Long and slender, Cool TF is perfectly curved to serve. Ideal for filling bottles in public washrooms to help conserve water while limiting the spread of germs and bacteria.

Page 23



Csaba Plus

Take your spirits higher with our newest Csaba model, Csaba Plus, for a taller, loftier drink of water. About 1.5 times longer than the other Csaba counter top washbasin models, Csaba Plus raises handwashing to new heights.

Page 7

Before Choosing A New Faucet,
THINK FINISH FIRST

New technology and an increasing appreciation for purposeful design in public bathrooms have made the faucet an important feature in bathroom decor.



STAINLESS STEEL AISI 316

Stainless steel faucets do not need finishing. The material itself is the finish and it offers corrosion resistance, formability, strength, and easy maintenance. Combining elegant design with vandal resistant features, now more resilient than ever, our Stainless Steel AISI 316 series is long lasting even under the harshest conditions.



POLISHED CHROME

Resistant to rust and corrosion, chrome is both cost-effective and easy to clean.

The graceful chrome-plated finish is created through electroplating, which applies a liquid metal coating through electro deposition. As the deposited metal fuses to the base material, the refined and durable finish created is Stern's collection default.



MATT BLACK

Powder coating is a finishing process in which a coating is applied electrostatically to a surface as a dry powder before heat is used to finalize the coating. The powder forms chemical bonds in the process, creating a flexible, durable finish that is highly resistant to corrosion, flaking, and scratching.

Exceptionally versatile and easy to clean, powder coating does not show dirt, water spots, or fingerprints.

PVD COATING


PVD coating (physical vapor deposition) is the process in which a solid material is vaporized in a vacuum and deposited onto the surface of the fixture. These compound materials are deposited atom by atom, forming a thin, bonded, metal surface layer that greatly improves appearance and durability.

Selected products are available in a variety of special finishes:




PVD BRUSHED NICKEL

Popular for its "stainless steel" appearance, PVD Brushed Nickel creates a sophisticated and cool look that hides fingerprints and water spots.



PVD COPPER

A velvety effect that goes well with contemporary and industrial styles.



PVD GUN METAL

Inspired by rifle barrels with a sheen that's not quite matte and not quite shiny, gunmetal faucets add an interesting touch to any design, particularly when paired with industrial elements.



PVD ANTIQUE BRONZE

Dramatic and striking, antique bronze lifts the ambiance with a touch of texture.



LAVATORY FAUCETS

1-24



WALL MOUNTED FAUCETS

25-42



SOAP DISPENSERS &
HAND SANITIZERS

43-80



HAND DRYERS &
BEHIND THE MIRROR PRODUCTS

81-96



URINALS & TOILETS

97-102



COMPONENTS & ACCESSORIES

103-112



LAVATORY FAUCETS



CSABA 2-IN-1

6



CONDOR

17



CSABA

7



SWAN

18



ELITE

8



CLASSIC

19



TRENDY

9 - 10



EASY 1000

20



EXTREME

11 - 13



DOLPHIN

21



BOREAL

14



COOL/COOL TF

22-24



GREEN

15-16

**ROUNDED EDGES AND
SMOOTH TRANSITIONS**

**OPTIONAL SOAP LEVEL
INDICATOR**
ABOVE THE DECK

**CONCEALED SENSORS
BUILT INTO THE SPOUT**

EASY INSTALLATION

SENSOR SETTINGS ADJUSTABLE
BY REMOTE CONTROL

**IDEALLY SUITED FOR
RETROFIT PROJECTS**

NO PHYSICAL CONTACT
HELPS TO PROTECT USERS
AGAINST CROSS CONTAMINATION



CSABA 2-IN-1 SERIES


Electronic lavatory faucet and soap dispenser operated by IR sensor

Touch-free deck-mounted electronic faucet and soap dispenser in a single unit that are activated by concealed sensors built into the spouts.

Ultimate retrofit option as it only requires a single hole in the deck for a touch free faucet and soap dispenser.

Available with soap level indicator for ease of maintenance.

WATER SAVING OPTIONS		
0.5 GPM	PCA Spray	STANDARD
1.0 GPM	PCA Spray	OPTIONAL
0.35 GPM	PCA Spray	OPTIONAL



PICTURE	PRODUCT NAME	MODEL FEATURES	POWER SUPPLY	CODE NUMBER	DRAWING
	CSABA 2-IN-1	Standard	9V Transformer	233013	
	CSABA 2-IN-1 with Soap Level Indicator	Standard 6L tank	9V Transformer	233014	

CSABA SERIES

Electronic lavatory faucet operated by IR sensor

Series includes options for cold or premixed water. Activated by concealed IR sensor built into the spout.

IP67 dual power input box that allows the faucet to be used with 9V battery and can be powered by a 9V transformer which includes an integrated back up system to be used with a 9V lithium battery enabling the faucet to be used normally in case of power failure.



WATER SAVING OPTIONS		
0.5 GPM	PCA Spray	STANDARD
1.0 GPM	PCA Spray	OPTIONAL
0.35 GPM	PCA Spray	OPTIONAL

PICTURE	PRODUCT NAME	MODEL FEATURES	POWER SUPPLY	CODE NUMBER	DRAWING
	CSABA B	Standard	9V Battery	233000	
	CSABA E		9V Transformer	233010	
	CSABA PLUS B	New size Tall version 350 mm high	9V Battery	233050	
	CSABA PLUS E		9V Transformer	233051	
	CSABA PETITE B	New size Petite version	9V Battery	233042	
	CSABA PETITE E		9V Transformer	233040	

ELITE L SERIES

Electronic lavatory faucet operated by IR sensor

Series includes options for cold or premixed water as well as hot and cold water, long spout, tall versions for counter top sinks and ring illumination models.

Furthermore, this series includes a solenoid valve, located inside the product, which makes it more resistant to vandalism.



WATER SAVING OPTIONS		
0.5 GPM	PCA Spray	STANDARD
1.0 GPM	PCA Spray	OPTIONAL
0.35 GPM	PCA Spray	OPTIONAL

PICTURE	PRODUCT NAME	MODEL FEATURES	POWER SUPPLY	CODE NUMBER	DRAWING
	ELITE LB	Long spout 90mm	6 X 1.5V AA Batteries	236500	
	ELITE LE		9V Transformer	236306	
	ELITE LB AISI316	Stainless Steel AISI316	6 X 1.5V AA Batteries	236306	
	ELITE LE AISI316		9V Transformer	236407	
	ELITE 1000 LB	Mixer to adjust water temperature. Long spout 90mm	6 X 1.5V AA Batteries	236550	
	ELITE 1000 LE		9V Transformer	236650	
	ELITE PLUS LB AB1953	Tall version for counter top wash basins	6 X 1.5V AA Batteries	236361	
	ELITE PLUS LE		9V Transformer	236460	
	ELITE 1000 PLUS LB	Tall version for counter top wash basins. Mixer to adjust water temperature	6 X 1.5V AA Batteries	236760	
	ELITE 1000 PLUS LE		9V Transformer	236860	

TRENDY SERIES

Electronic lavatory faucet operated by IR sensor


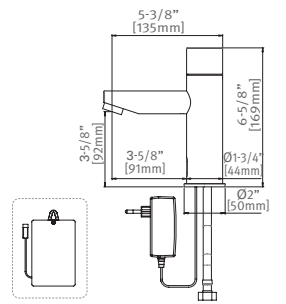

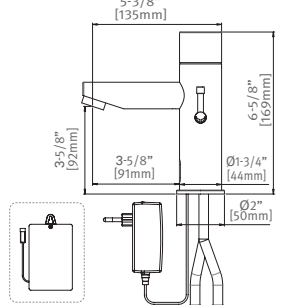

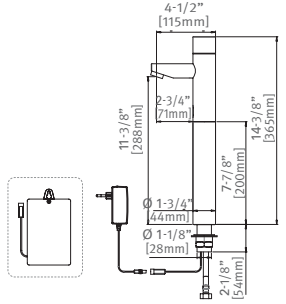

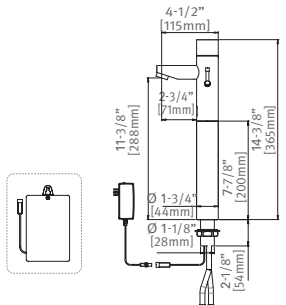

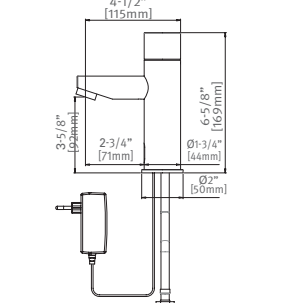

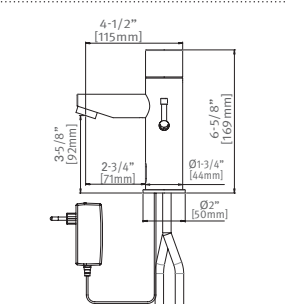


Series includes options for cold or premixed water as well as hot and cold water, long spout, tall versions for counter top sinks and ring illumination models.

Furthermore, this series includes a solenoid valve, located inside the product, which makes it more resistant to vandalism.



WATER SAVING OPTIONS		
0.5 GPM	PCA Spray	STANDARD
1.0 GPM	PCA Spray	OPTIONAL
0.35 GPM	PCA Spray	OPTIONAL



PICTURE	PRODUCT NAME	MODEL FEATURES	POWER SUPPLY	CODE NUMBER	DRAWING
	TRENDY LB AB1953		6 X 1.5V AA Batteries	239401	
	TRENDY LE AB1953	Long spout 90mm	9V Transformer	239501	
	TRENDY 1000 LB AB1953		6 X 1.5V AA Batteries	239601	
	TRENDY 1000 LE AB1953	Mixer to adjust water temperature. Long spout 90mm	9V Transformer	239701	
	TRENDY PLUS B AB1953		6 X 1.5V AA Batteries	239051	
	TRENDY PLUS E AB1953	Tall version for counter top wash basins	9V Transformer	239151	
	TRENDY 1000 PLUS B AB1953		6 X 1.5V AA Batteries	239251	
	TRENDY 1000 PLUS E AB1953	Tall version for counter top wash basins. Mixer to adjust water temperature	9V Transformer	239351	
	TRENDY BRE		9V Transformer	239105	
	TRENDY 1000 BRE	Mixer to adjust water temperature Permanent ring illumination. When a user places his hands within the sensor range, the ring of light blinks while water runs out of the faucet.	9V Transformer	239305	

EXTREME LF SERIES

Electronic lavatory faucet operated by IR sensor

Lead free faucet for cold or premixed water as well as hot and cold water, with a concealed sensor integrated into the spout.

WATER SAVING OPTIONS		
0.5 GPM	PCA Spray	STANDARD
1.0 GPM	PCA Spray	OPTIONAL
0.35 GPM	PCA Spray	OPTIONAL



PICTURE	PRODUCT NAME	MODEL FEATURES	POWER SUPPLY	CODE NUMBER	DRAWING
	EXTREME LFB		6 X 1.5V AA Batteries	237820	
	EXTREME LFE	Lead free version with concealed sensor at the spout	9V Transformer	237810	
	EXTREME LFB AISI316	Stainless steel AISI 316 body. Ideal for medical and coastal environments	6 X 1.5V AA Batteries	237821	
	EXTREME LFE AISI316		9V Transformer	237811	
	EXTREME 1000 LFB	Mixer to adjust water temperature	6 X 1.5V AA Batteries	237102	
	EXTREME 1000 LFE		9V Transformer	237003	
	EXTREME 1000 LFB AISI316		6 X 1.5V AA Batteries	237103	
	EXTREME 1000 LFE AISI316	Mixer to adjust water temperature	9V Transformer	237004	

EXTREME SERIES

Electronic lavatory faucet operated by IR sensor

Series includes options for cold or premixed water as well as hot and cold water, long spout and tall versions for counter top sinks. Furthermore, this series includes a solenoid valve, located inside the product, which makes it more resistant to vandalism.

WATER SAVING OPTIONS		
0.5 GPM	PCA Spray	STANDARD
1.0 GPM	PCA Spray	OPTIONAL
0.35 GPM	PCA Spray	OPTIONAL



PICTURE	PRODUCT NAME	MODEL FEATURES	POWER SUPPLY	CODE NUMBER	DRAWING
	EXTREME B		6 X 1.5V AA Batteries	237200	
	EXTREME E	Standard	9V Transformer	237300	
	EXTREME 1000 B		6 X 1.5V AA Batteries	237100	
	EXTREME 1000 E	Mixer to adjust water temperature	9V Transformer	237000	
	EXTREME PLUS B		6 X 1.5V AA Batteries	237250	
	EXTREME PLUS E	Tall version for counter top wash basins	9V Transformer	237350	

PICTURE	PRODUCT NAME	MODEL FEATURES	POWER SUPPLY	CODE NUMBER	DRAWING
	EXTREME 1000 PLUS B	Tall version for counter top wash basins.	6 X 1.5V AA Batteries	237150	
	EXTREME 1000 PLUS E	Mixer to adjust water temperature	9V Transformer	237050	
	EXTREME BRE	Standard Features a permanent ring illumination. When a user places his hands within the sensor range, the ring of light blinks while water runs out of the faucet.	9V Transformer	237305	
	EXTREME 1000 BRE	Mixer to adjust water temperature Features a permanent ring illumination. When a user places his hands within the sensor range, the ring of light blinks while water runs out of the faucet.	9V Transformer	237005	
	EXTREME HLB LF	Long spout 176mm. Body diameter Ø38. Dual power input box. When powered by a 9V transformer features an integrated backup system to be used with a 9V Lithium Battery, which enables the product to be used normally in case of a power failure.	9V Battery	237340	
	EXTREME HLE LF	Lead Free versions	9V Transformer	237341	

NEW!

BOREAL SERIES

Electronic lavatory faucet operated by IR sensor

Series includes options for cold or premixed water as well as hot and cold water.



WATER SAVING OPTIONS		
0.5 GPM	PCA Spray	STANDARD
1.0 GPM	PCA Spray	OPTIONAL
0.35 GPM	PCA Spray	OPTIONAL

PICTURE	PRODUCT NAME	MODEL FEATURES	POWER SUPPLY	CODE NUMBER	DRAWING
	BOREAL B	Standard	6 X 1.5V AA batteries	212000	
	BOREAL E		9V Transformer	212005	
	BOREAL 1000 B	Mixer to adjust water temperature	6 X 1.5V AA batteries	212050	
	BOREAL 1000 E		9V Transformer	212055	
	BOREAL PLUS B	Tall version 255 mm high	6 X 1.5V AA batteries	212010	
	BOREAL PLUS E		9V Transformer	212015	
	BOREAL 1000 PLUS B	Tall version 255 mm high Mixer to adjust water temperature	6 X 1.5V AA batteries	212060	
	BOREAL 1000 PLUS E		9V Transformer	212065	

GREEN SERIES

Electronic lavatory faucet operated by IR sensor

Series includes options for cold or premixed water as well as hot and cold water. Includes ring illuminated versions (electronically operated).

WATER SAVING OPTIONS		
0.5 GPM	PCA Spray	STANDARD
1.0 GPM	PCA Spray	OPTIONAL
0.35 GPM	PCA Spray	OPTIONAL



PICTURE	PRODUCT NAME	MODEL FEATURES	POWER SUPPLY	CODE NUMBER	DRAWING
	GREEN AB1953	Internal Battery	9V Battery	225901	
	GREEN B AB1953	Standard	6 X 1.5V AA Batteries	225951	
	GREEN E AB1953		9V Transformer	225941	
	GREEN BRE AB1953	Ring Illumination Features a permanent ring illumination. When a user places his hands within the sensor range, the ring of light blinks while water runs out of the faucet.	9V Transformer	225921	

PICTURE	PRODUCT NAME	MODEL FEATURES	POWER SUPPLY	CODE NUMBER	DRAWING
	GREEN 1000 AB1953	Mixer to adjust water temperature. Internal Battery	9V Battery	225801	
	GREEN 1000 B AB1953	Mixer to adjust water temperature	6 X 1.5V AA Batteries	225871	
	GREEN 1000 E AB1953		9V Transformer	225821	
	GREEN 1000 BRE AB1953	Mixer to adjust water temperature. Features a permanent ring illumination. When a user places his hands within the sensor range, the ring of light blinks while water runs out of the faucet.	9V Transformer	225891	



CONDOR SERIES

Electronic lavatory faucet operated by IR sensor

For cold or premixed water.

IP67 Dual power input box that allows the faucet to be used with a 9V battery. Can be also be powered by a 9V transformer which includes an integrated backup system to be used with a 9V Lithium battery. This enables the product to be used normally in case of a power failure.



WATER SAVING OPTIONS		
0.5 GPM	PCA Spray	STANDARD
1.0 GPM	PCA Spray	OPTIONAL
0.35 GPM	PCA Spray	OPTIONAL

PICTURE	PRODUCT NAME	MODEL FEATURES	POWER SUPPLY	CODE NUMBER	DRAWING
	CONDOR 1010	Standard IP67 Dual power input box that allows the faucet to be used with a 9V battery or a 9V transformer. Condor 1010 can be also be powered by a 9V transformer and an integrated backup system to be used with a 9V Lithium battery, which enables the product to be used normally in case of a power failure.	9V Battery	210100	
	CONDOR 1010 E		9V Transformer	210300	
	CONDOR	Integrated panel IP67 Dual power input box that allows the faucet to be used with a 9V battery or a 9V transformer. Condor can be also be powered by a 9V transformer and an integrated backup system to be used with a 9V Lithium battery, which enables the product to be used normally in case of a power failure.	9V Battery	210000	
	CONDOR E		9V Transformer	210200	

SWAN SERIES

Electronic lavatory faucet operated by IR sensor

Series includes options for cold or premixed water as well as hot and cold water.

Furthermore, this series includes a solenoid valve, located inside the product, which makes it more resistant to vandalism.



WATER SAVING OPTIONS		
0.5 GPM	PCA Spray	STANDARD
1.0 GPM	PCA Spray	OPTIONAL
1.5 GPM	PCA Spray	OPTIONAL
0.35 GPM	PCA Spray	OPTIONAL

PICTURE	PRODUCT NAME	MODEL FEATURES	POWER SUPPLY	CODE NUMBER	DRAWING
	SWAN 1010 AB1953	Internal Battery	9V Battery	250220	
	SWAN 1010 B AB1953	Standard	6 X 1.5V AA Batteries	250310	
	SWAN 1010 E AB1953		9V Transformer	250420	
	SWAN 1000 AB1953	Internal Battery	9V Battery	252210	
	SWAN 1000 B AB1953	Standard	6 X 1.5V AA Batteries	252310	
	SWAN 1000 E AB1953		9V Transformer	252420	

CLASSIC SERIES

Electronic lavatory faucet operated by IR sensor

Series includes options for cold or premixed water as well as hot and cold water.

WATER SAVING OPTIONS		
0.5 GPM	PCA Spray	STANDARD
0.35 GPM	PCA Spray	OPTIONAL
1.5 GPM	PCA Spray	OPTIONAL



PICTURE	PRODUCT NAME	MODEL FEATURES	POWER SUPPLY	CODE NUMBER	DRAWING
	CLASSIC CS B	Internal Battery Concealed sensor for optimal quicker response from the sensor	6 X 1.5V AA Batteries	293100	
	CLASSIC CS E	Internal Battery Concealed sensor for optimal quicker response from the sensor	9V Transformer	293200	
	CLASSIC 1000 AB1953	Internal Battery	9V Battery	292020	
	CLASSIC 1000 B AB1953	Standard	6 X 1.5V AA Batteries	292120	
	CLASSIC 1000 E AB1953		9V Transformer	292230	

EASY 1000 SERIES

Electronic lavatory faucet operated by IR sensor

This structure is a one piece solid brass for added vandal resistance.

WATER SAVING OPTIONS		
0.5 GPM	PCA Spray	STANDARD
1.0 GPM	PCA Spray	OPTIONAL
1.5 GPM	PCA Spray	OPTIONAL
0.35 GPM	PCA Spray	OPTIONAL



PICTURE	PRODUCT NAME	MODEL FEATURES	POWER SUPPLY	CODE NUMBER	DRAWING
	EASY 1000 B	Mixer to adjust water temperature with technician's mixer option that allows removing the mixing handle so that the maintenance staff can adjust the water temperature without giving that possibility to the end user.	6 X 1.5V AA Batteries	246050	
	EASY 1000 E		9V Transformer	246060	

DOLPHIN SERIES

Electronic lavatory faucet operated by IR sensor

Series includes options for cold or premixed water as well as hot and cold water.

WATER SAVING OPTIONS		
0.5 GPM	PCA Spray	STANDARD
2.2 GPM	PCA Laminar	OPTIONAL



PICTURE	PRODUCT NAME	MODEL FEATURES	POWER SUPPLY	CODE NUMBER	DRAWING
	DOLPHIN 1000 FB	Mixer to adjust water temperature Internal solenoid	6 X 1.5V AA Batteries	270320	
	DOLPHIN 1000 FE		9V Transformer	270330	
	DOLPHIN GB	Gooseneck tall spout	6 X 1.5V AA Batteries	270120	
	DOLPHIN GE		9V Transformer	270220	
	DOLPHIN FB	Standard	6 X 1.5V AA Batteries	270170	
	DOLPHIN FE		9V Transformer	270180	

COOL SERIES

Electronically operated self closing glass filler faucet operated by touch. Operated by a Piezo element integrated in the faucet body.




PICTURE	PRODUCT NAME	MODEL FEATURES	POWER SUPPLY	CODE NUMBER	DRAWING
	COOL B	Long reach spout	6 X 1.5V AA Batteries	280115	
	COOL E		9V Transformer	280110	
	COOL BRE	Long reach spout. Features a permanent ring illumination. When a user places his hands within the sensor range, the ring of light blinks while water runs out of the faucet.	9V Transformer	280100	
	COOL GB	Standard	6 X 1.5V AA Batteries	280125	
	COOL GE		9V Transformer	280130	
	COOL GBRE	Ring Illumination Features a permanent ring illumination. When a user places his hands within the sensor range, the ring of light blinks while water runs out of the faucet.	9V Transformer	280120	

COOL TF SERIES

Touch free electronic glass or bottle filler faucet activated by IR sensor





PICTURE	PRODUCT NAME	MODEL FEATURES	POWER SUPPLY	CODE NUMBER	DRAWING
	COOL TFB	Long reach spout	6 X 1.5V AA Batteries	280150	
	COOL TFE		9V Transformer	280140	
	COOL TFGB	Standard	6 X 1.5V AA Batteries	280160	
	COOL TFGE		9V Transformer	280170	





WALL MOUNTED FAUCETS


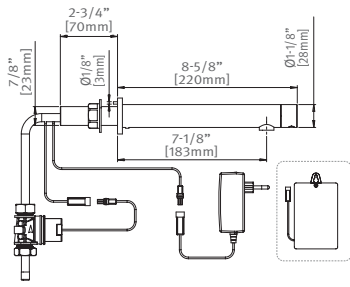


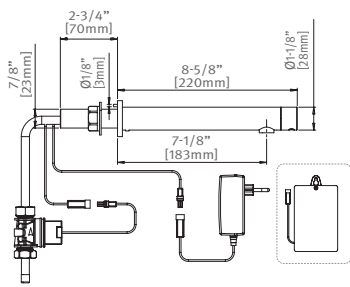


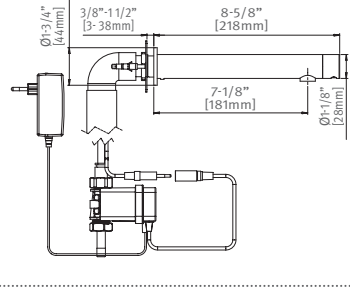


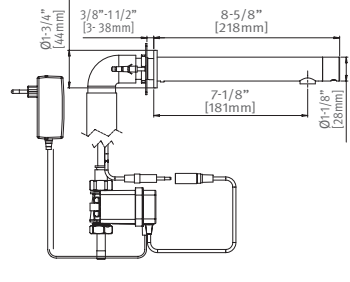

	D28	27		APOLLO FREE	36
	MALMO	28		MEDICAL	37 - 38
	TUBULAR	29 - 30		SOAP, WATER & AIR FRAME SETS	39-40
	EXTREME CS	31-32		FOOT WASHFREE	41
	QUADRAT	33-34		EXTREME PETITE CS/FW	42
	APOLLO AL	35			

D28 SERIES

Electronic wall mounted faucet operated by IR sensor
For cold or premixed water.



WATER SAVING OPTIONS		
0.5 GPM	PCA Spray	STANDARD
1.0 GPM	PCA Spray	OPTIONAL
0.35 GPM	PCA Spray	OPTIONAL


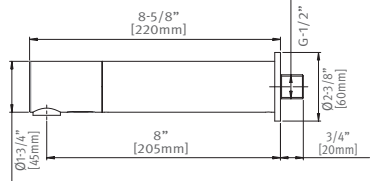

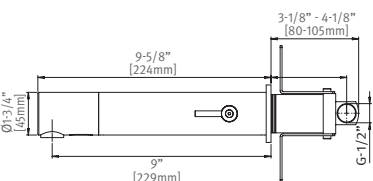
PICTURE	PRODUCT NAME	MODEL FEATURES	POWER SUPPLY	CODE NUMBER	DRAWING
	D28 B	Concealed installation with open wall condition with full rear access such as a service chase. Iron frame available (see page 45)	6 x 1.5 AA Batteries	352000	
	D28 E		9V Transformer	352100	
	D28 AISI316	Stainless steel 316 body. Concealed installation with open wall condition with full rear access such as a service chase. Iron frame available (see page 45)	9V Battery	352130	
	D28 E AISI316		9V Transformer	352120	
	D28 DUAL POWER B	Concealed installation in hollow framed walls providing connection access below the sink. Dual power input box. When powered by a 9V transformer features an integrated backup system to be used with a 9V Lithium Battery, which enables the product to be used normally in case of a power failure. Iron frame available (see page 45)	9V Battery	352300	
	D28 DUAL POWER E		9V Transformer	352400	
	D28 DPB AISI316	Stainless steel 316 body. Concealed installation in hollow framed walls providing connection access below the sink. Dual power input box. When powered by a 9V transformer features an integrated backup system to be used with a 9V Lithium battery, which enables the product to be used normally in case of a power failure. Iron frame available (see page 45)	9V Battery	352301	
	D28 DPE AISI316		9V Transformer	352401	

MALMO SERIES

Electronic wall mounted faucet operated by IR sensor
Solenoid valve, sensor and battery are integrated in the spout.
Series includes options for cold or premixed water as well as hot and cold water.



WATER SAVING OPTIONS		
0.5 GPM	PCA Spray	STANDARD
1.0 GPM	PCA Spray	OPTIONAL
1.5 GPM	PCA Spray	OPTIONAL
0.35 GPM	PCA Spray	OPTIONAL

PICTURE	PRODUCT NAME	MODEL FEATURES	POWER SUPPLY	CODE NUMBER	DRAWING
	MALMO	Concealed installation with open wall condition with full rear access such as a service chase.	9V Battery	225865	
	MALMO 1000	Concealed installation with open wall condition with full rear access such as a service chase. Mixer to adjust water temperature	9V Battery	225860	


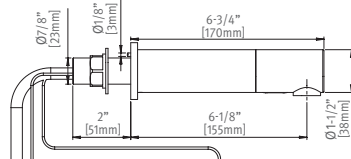

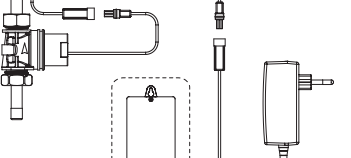

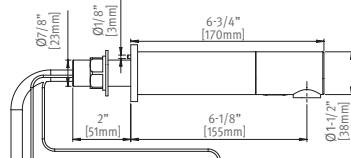

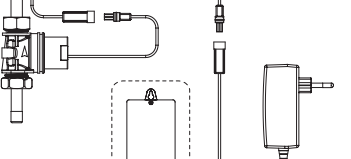

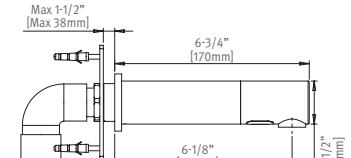

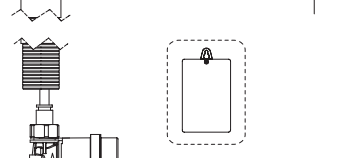
TUBULAR SERIES


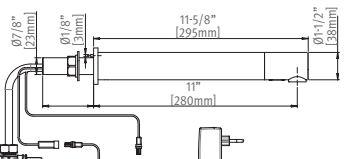

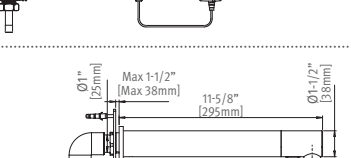

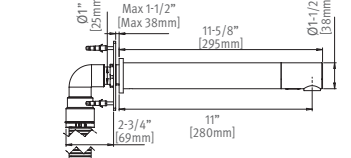


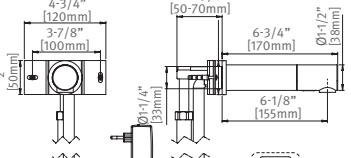

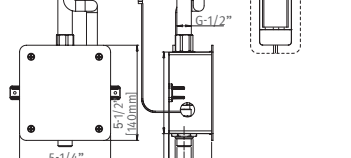

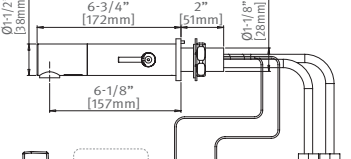

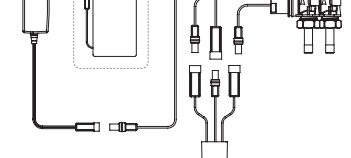

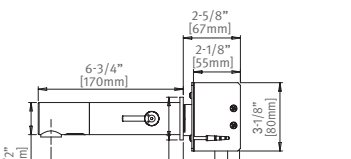

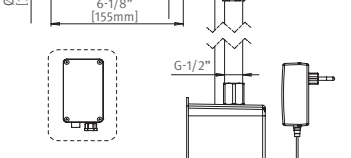
Electronic wall mounted faucet operated by IR sensor

Series includes options for cold or premixed water as well as hot and cold water, long spout and various installation options.

WATER SAVING OPTIONS		
0.5 GPM	PCA Spray	STANDARD
1.0 GPM	PCA Spray	OPTIONAL
1.5 GPM	PCA Spray	OPTIONAL
0.35 GPM	PCA Spray	OPTIONAL



PICTURE	PRODUCT NAME	MODEL FEATURES	POWER SUPPLY	CODE NUMBER	DRAWING
	TUBULAR B	Concealed installation with open wall condition with full rear access such as a service chase.	6 x 1.5 AA Batteries	350200	
	TUBULAR E		9V Transformer	350100	
	TUBULAR B AISI316	Stainless steel 316 body. Concealed installation with open wall condition with full rear access such as a service chase. Iron frame available (see page 45)	6 x 1.5 AA Batteries	350208	
	TUBULAR E AISI316		9V Transformer	350109	
	TUBULAR DP B	Concealed installation. For plaster and dry wall; and brick wall and concrete installations	6 x 1.5 AA Batteries	350209	
	TUBULAR DP E		9V Transformer	350103	


PICTURE	PRODUCT NAME	MODEL FEATURES	POWER SUPPLY	CODE NUMBER	DRAWING
	TUBULAR XLB	Extra long spout 295 mm. Concealed installation with open wall condition with full rear access such as a service chase.	6 x 1.5 AA Batteries	350215	
	TUBULAR XLE		9V Transformer	350415	
	TUBULAR XL DP B	Extra long spout 295 mm. Concealed installation in dry walls as well as concrete or brick walls	6 x 1.5 AA Batteries	350224	
	TUBULAR XL DP E		Dual power input box	9V Transformer	350223
	TUBULAR 2030 B	Concealed installation in hollow framed walls providing connection access below the sink.	9V Battery	350300	
	TUBULAR 2030 E		9V Transformer	350400	
	TUBULAR 1000 B AB1953	Concealed installation with open wall condition with full rear access such as a service chase.	6 x 1.5 AA Batteries	350805	
	TUBULAR 1000 E AB1953		9V Transformer	350855	
	TUBULAR 1000 B BOX AB1953	Concealed installation in hollow framed walls providing connection access below the sink.	9V Battery	350905	
	TUBULAR 1000 E BOX AB1953		9V Transformer	350955	

EXTREME CS SERIES

Electronic wall mounted faucet operated by a concealed IR sensor integrated into the spout

For cold or premixed water.

IP67 Dual power input box that allows the faucet to be used with a 9V battery or a 9V transformer. Dual power input box used as an integrated backup system with a 9V Lithium battery, for continued use in case of power failure.



WATER SAVING OPTIONS		
0.5 GPM	PCA Spray	STANDARD
1.0 GPM	PCA Spray	OPTIONAL
0.35 GPM	PCA Spray	OPTIONAL

PICTURE	PRODUCT NAME	MODEL FEATURES	POWER SUPPLY	CODE NUMBER	DRAWING
	EXTREME CS B	Concealed installation in dry walls	9V Battery	237801	
	EXTREME CS E	Concealed installation in dry walls	9V Transformer	237800	
	EXTREME CS B AISI316	Stainless steel 316 body Concealed installation in dry walls	9V Battery	237801-316	
	EXTREME CS E AISI316	Stainless steel 316 body Concealed installation in dry walls	9V Transformer	237800-316	

PICTURE	PRODUCT NAME	MODEL FEATURES	POWER SUPPLY	CODE NUMBER	DRAWING
	EXTREME CS DPB	Concealed installation in hollow framed walls providing connection access below the sink. IP67 Dual power input box that allows the faucet to be used with a 9V battery or a 9V transformer. Dual power input box used as an integrated backup system with a 9V Lithium battery, for continued use in case of power failure.	9V Battery	237802	
	EXTREME CS DPE	Concealed installation in hollow framed walls providing connection access below the sink. IP67 Dual power input box that allows the faucet to be used with a 9V battery or a 9V transformer. Dual power input box used as an integrated backup system with a 9V Lithium battery, for continued use in case of power failure.	9V Transformer	237803	
	EXTREME CS DPB AISI316	Stainless steel 316 body Concealed installation in hollow framed walls providing connection access below the sink. IP67 Dual power input box that allows the faucet to be used with a 9V battery or a 9V transformer. Dual power input box used as an integrated backup system with a 9V Lithium battery, for continued use in case of power failure.	9V Battery	237802-316	
	EXTREME CS DPE AISI316	Stainless steel 316 body Concealed installation in hollow framed walls providing connection access below the sink. IP67 Dual power input box that allows the faucet to be used with a 9V battery or a 9V transformer. Dual power input box used as an integrated backup system with a 9V Lithium battery, for continued use in case of power failure.	9V Transformer	237803-316	

QUADRAT SERIES

Electronic wall mounted faucet operated by IR sensor

Series includes options for cold or premixed water, long spout models and various installation options.

WATER SAVING OPTIONS		
0.5 GPM	PCA Spray	STANDARD
0.35 GPM	PCA Spray	OPTIONAL



PICTURE	PRODUCT NAME	MODEL FEATURES	POWER SUPPLY	CODE NUMBER	DRAWING
	QUADRAT B AB1953	Concealed installation with open wall condition with full rear access such as a service chase.	6 x 1.5 AA Batteries	351110	
	QUADRAT E AB1953		9V Transformer	351210	
	QUADRAT LB AB1953	Concealed installation with open wall condition with full rear access such as a service chase.	6 x 1.5 AA Batteries	351115	
	QUADRAT LE AB1953		Long spout 220 mm	9V Transformer	
	QUADRAT 2030 B AB1953	Concealed installation in hollow framed walls providing connection access below the sink.	9V Battery	351315	
	QUADRAT 2030 E AB1953		9V Transformer	351415	
	QUADRAT 2030 LB AB1953	Concealed installation in hollow framed walls providing connection access below the sink.	9V Battery	351325	
	QUADRAT 2030 LE AB1953		Long spout 220 mm	9V Transformer	

APOLLO AL SERIES

Electronic wall mounted faucet operated by IR sensor

For cold or premixed water.

Includes options for wave or prox operation, and accessories for brick wall installation.



WATER SAVING OPTIONS		
0.5 GPM	PCA Spray	STANDARD
0.35 GPM	PCA Spray	OPTIONAL

PICTURE	PRODUCT NAME	MODEL FEATURES	POWER SUPPLY	CODE NUMBER	DRAWING
	APOLLO ALB	<p>Concealed installation with open wall condition with full rear access such as a service chase.</p> <p>Default Wave activation: Once the users place their hands at a close proximity to the sensor.</p> <p>Water will shut off if the users place their hands at a close proximity to the sensor again or once a factory set flow time of 8 seconds will pass. The flow time is adjustable on site by remote control.</p> <p>Optional Prox activation: Automatic activation when the users bring their hands within the sensor range, and stops when the users remove their hands.</p>	6 X 1.5V AA Batteries	340600	
	APOLLO ALE	9V Transformer	340700		

APOLLO FREE SERIES

Electronic wall mounted faucet operated by IR sensor

Powered by an internal 9V battery.

For cold or premixed water.



WATER SAVING OPTIONS		
0.5 GPM	PCA Spray	STANDARD
0.35 GPM	PCA Spray	OPTIONAL

PICTURE	PRODUCT NAME	MODEL FEATURES	POWER SUPPLY	CODE NUMBER	DRAWING
	APOLLO FREE	Exposed installation	9V Battery	340100	

MEDICAL SERIES

Electronic wall mounted faucet operated by IR sensor


Features an integrated thermostatic mixer to prevent scalding operation and temperature control.

Furthermore, this series includes a solenoid valve, located inside the product, which makes it more resistant to vandalism.



WATER SAVING OPTIONS		
0.5 GPM	PCA Spray	STANDARD
0.35 GPM	PCA Spray	OPTIONAL

PICTURE	PRODUCT NAME	MODEL FEATURES	POWER SUPPLY	CODE NUMBER	DRAWING
	APOLLO MEDICAL FB LF	Exposed installation Gooseneck spout	9V Battery	314535	
	APOLLO MEDICAL FE LF		9V Transformer	314545	
	APOLLO MEDICAL B LF	Exposed installation Swivel spout	9V Battery	314505	
	APOLLO MEDICAL E LF		9V Transformer	314515	



SOAP, WATER & AIR FRAME SETS

Iron mounting frame set.

Touch free soap dispenser, touch free faucet and hi-speed hand dryer for public bathroom use.

Operated by IR sensor. The system includes mounting support for the washbasin, faucet, soap dispenser and hand dryer, available with full brass body or AISI316 material.

Advantages:

- Drastically reduces water consumption
- No physical contact. Helps to protect users against cross contamination
- Minimizes hand washing drips to floors and counters
- Provides a complete electronic soap, water and air experience as well as the complete installation package
- Contains 9 mm holes for use in wood frame construction
- Galvanized leg support, adjustable height up to 7.8" (200 mm)
- Powder coated, blue color
- Retractable leg supports to 1.96" (50 mm)
- Rotating foot plate
- Supplied with all the needed fixing accessories
- Protection cover that protects the service opening against moisture and dirt and can be cut to length
- Frame with C profile 1.57" (40/40 mm)
- Frame height from 44.8 x 52.7" (1140 mm to 1340 mm)
- Modular. Option to order with soap dispenser, faucet or hand dryer only or any combination



PICTURE	PRODUCT NAME	POWER SUPPLY	CODE NUMBER	DRAWING
	TUBULAR DP SOAP&WATER KE	12V Transformer and power splitter	500200	
	QUADRAT DP SOAP&WATER KE	12V Transformer and power splitter	500400	
	MALMO 1000 DP SOAP&WATER KE	12V Transformer and power splitter	500350	

PICTURE	PRODUCT NAME	POWER SUPPLY	CODE NUMBER	DRAWING
	TUBULAR DP TRIO KE	12V Transformer and power splitter	500120	
	D28 DP SOAP&WATER KE	12V Transformer and power splitter	500100	



FOOT WASHFREE

ELECTRONICALLY OPERATED SELF CLOSING FOOT WASHER ACTIVATED BY TOUCH

Operated by a Piezo element integrated in the foot washer cap.
 For cold or premixed water.
 Ideal for swimming pools, beaches and ritual foot washing.
 Heavy duty chrome plated brass construction.
 Silicone nozzles for easy cleaning.



WATER SAVING OPTIONS		
9 LPM	2.38 GPM	FLOW RESTRICTOR
7 LPM	1.85 GPM	FLOW RESTRICTOR
6 LPM	1.59 GPM	FLOW RESTRICTOR

PICTURE	PRODUCT NAME	MODEL FEATURES	POWER SUPPLY	CODE NUMBER	DRAWING
	FOOT WASHFREE	Exposed installation	Internal 9V battery	113730	
	FOOT WASHFREE 3000	Exposed installation. Directional shower head	Internal 9V battery	113720	



NEW!

EXTREME PETITE CS/FW

TOUCH-FREE WALL-MOUNTED ELECTRONIC FOOT WASHER FAUCETS

Activated by a concealed sensor integrated into the spout.
 For cold or premixed water.
 For concealed installations.
 Suitable for worship centers as well as for swimming pools and beaches, where maintaining high standards of hygiene is required.



WATER SAVING OPTIONS		
0.5 GPM	PCA Spray	STANDARD
1.0 GPM	PCA Spray	OPTIONAL
0.35 GPM	PCA Spray	OPTIONAL

PICTURE	PRODUCT NAME	MODEL FEATURES	POWER SUPPLY	CODE NUMBER	DRAWING
	EXTREME PETITE CS E	Exposed installation	9V Transformer	237818	
	EXTREME FW	Exposed installation	9V Transformer	237709	





SOAP DISPENSERS

	CSABA	47 - 49		CLASSIC	65-66
	LOTUS TOPFILL	50		EXTREME CS	67 - 68
	TRENDY	51 - 53		TUBULAR	69 - 72
	BOREAL	54		QUADRAT	73 - 74
	EXTREME	55 - 57		MULTIFEED KITS	75 - 78
	ELITE	58 - 62		TOUCH FREE HAND SANITIZER STANDS	79 - 80
	GREEN 28	63 - 64			

DRASTICALLY REDUCES
SOAP CONSUMPTION

MATCHING FAUCET

EASY
TO INSTALL AND REFILL

**DESIGNED FOR HEAVY
TRAFFIC LOCATIONS**
100% BRASS BODY OR STAINLESS STEEL 316

MAXIMIZED SAVINGS
TO BE USED WITH ANY NON-PROPRIETARY SOAP

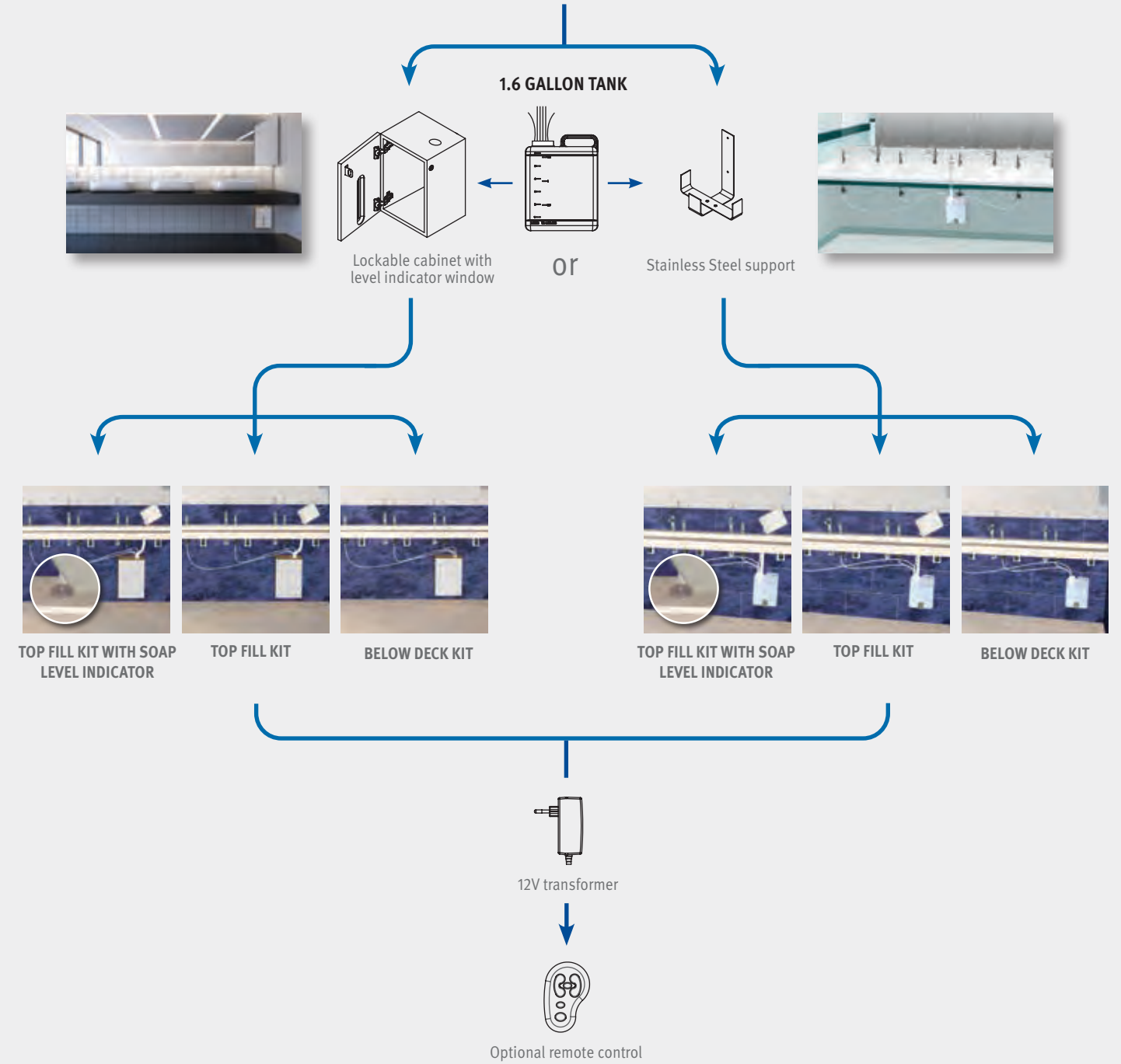
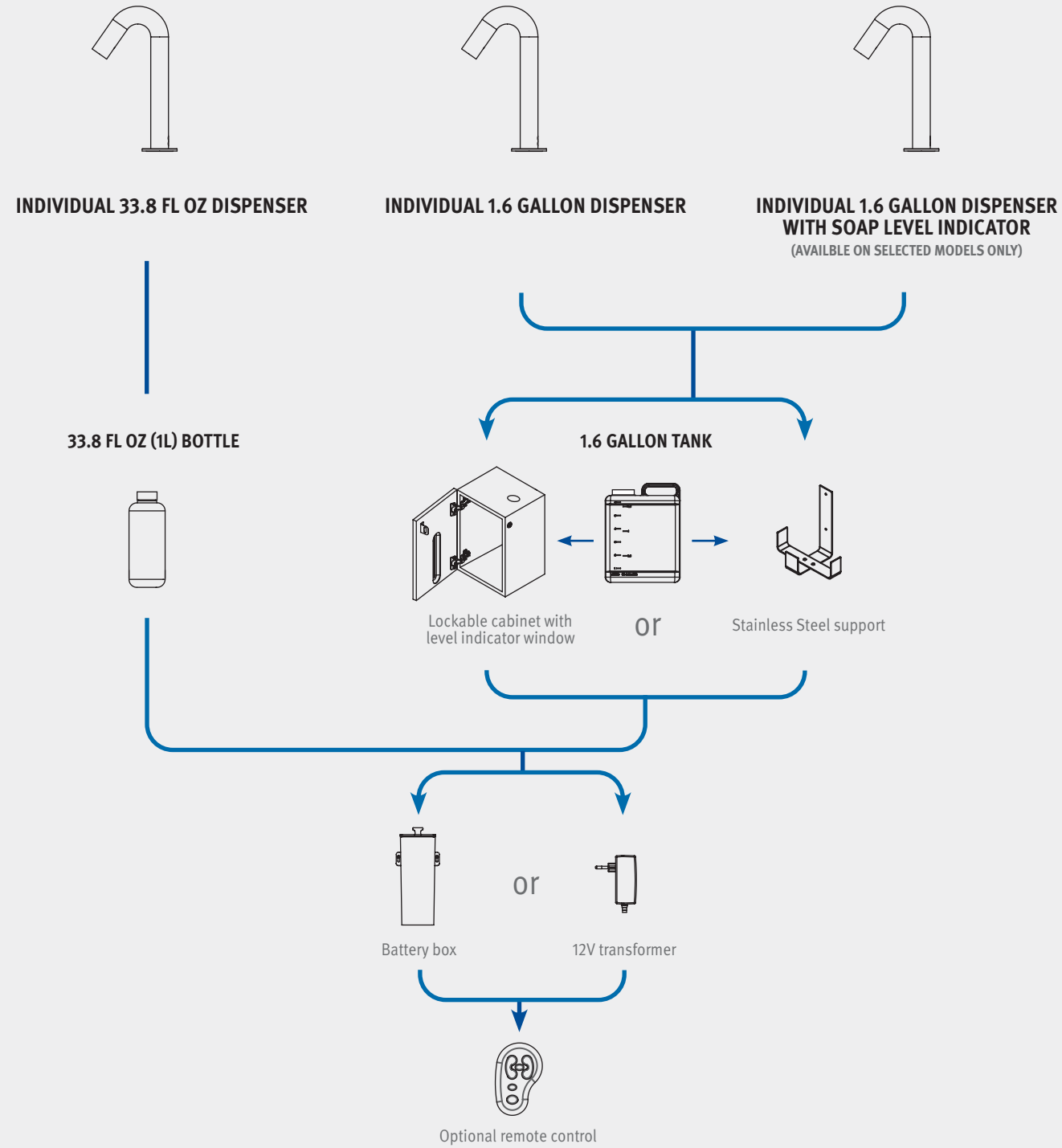
CROSS CONTAMINATION PROTECTION
NO PHYSICAL CONTACT

USE ANY SOAP
SUPPORTS VISCOSITY 100-3800 cPs

MULTIFEED SUPPORT
LARGE TANK SUPPORTS SEVERAL SOAP DISPENSERS



MAKE YOUR SOAP DISPENSER SELECTION



CSABA SOAP DISPENSER

Deck-mounted touch-free electronic soap dispenser for non-proprietary soap

Features:

- Concealed IR sensor integrated into the spout
- Delivers liquid/foam soap
- Peristaltic pump



STANDARD SOAP DISPENSER VERSIONS					
PICTURE	PRODUCT NAME	MODEL FEATURES	POWER SUPPLY	CODE NUMBER	DRAWING
	CSABA SOAP DISPENSER B		Battery box for six (6) D batteries	233110	
		Delivers liquid soap			
	CSABA SOAP DISPENSER E		12V Transformer	233100	
	CSABA FOAM E	Delivers foam soap	12V Transformer	233120	

STANDARD SOAP DISPENSER VERSIONS					
PICTURE	PRODUCT NAME	MODEL FEATURES	POWER SUPPLY	CODE NUMBER	DRAWING
	CSABA SD PLUS B		Battery box for six (6) D batteries	233114	
		Tall version Delivers liquid soap			
	CSABA SD PLUS		12V Transformer	233106	

1.6 GALLON (6L) SOAP DISPENSER VERSIONS					
PRODUCT NAME	MODEL FEATURES	POWER SUPPLY	CODE NUMBER	DRAWING	
MF CSABA SOAP DISPENSER	Delivers liquid soap Deck mounted touch free electronic soap dispenser to be used with Stern's Multifeed kits for multiple soap dispensers installation	12V Transformer	07292288		
CSABA SD 1.6 E	Delivers liquid soap 1.6 gallon (6L) tank kit for an individual soap dispenser	12V Transformer	233102		



NEW!

CSABA SOAP DISPENSER WITH SOAP LEVEL INDICATOR

Deck-mounted touch-free electronic soap dispenser for non-proprietary soap

Features:

- Soap level indicator shows green when soap tank is full, orange when soap level is low and red when the tank is empty
- Concealed IR sensor integrated into the spout
- Delivers liquid soap
- Peristaltic pump
- 1.6 US gallon (6L) soap tank



NEW!

LOTUS TOPFILL E

An innovative deck-mounted soap dispenser for all types of liquid soap

The main features and benefits of the Lotus Top Fill:

- A 100% chrome-plated brass structure
- Delivers liquid/foam soap
- An enlarged 2 liter tank
- Peristaltic pump preventing back-flow and clogging
- A smart cap that enables easy filling from the top
- A soap level indicator LED that alerts you if the container is full, empty, and when you've reached maximum fill.
- A variety of finishes: chrome, PVD brushed nickel, and matte black
- Matching touch-free faucet available
- Soap dosage and sensor range adjustable by remote control



STANDARD SOAP DISPENSER VERSIONS					
PICTURE	PRODUCT NAME	MODEL FEATURES	POWER SUPPLY	CODE NUMBER	DRAWING
	CSABA SOAP DISPENSER E WITH LEVEL INDICATOR	Delivers liquid soap	12V transformer	233105	

PRODUCT NAME	MODEL FEATURES	POWER SUPPLY	CODE NUMBER	DRAWING
LOTUS TOPFILL E	Delivers liquid soap	12V Transformer	230850	
LOTUS TOPFILL FE (FOAM)		12V Transformer	230860	




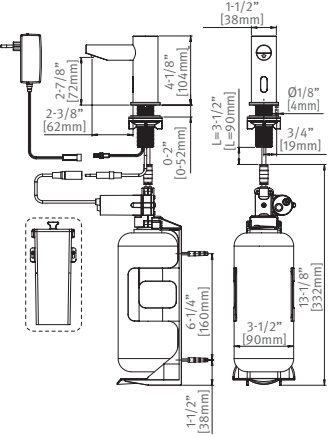

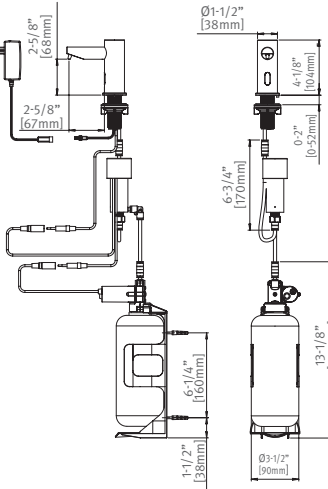
TRENDY SOAP DISPENSER


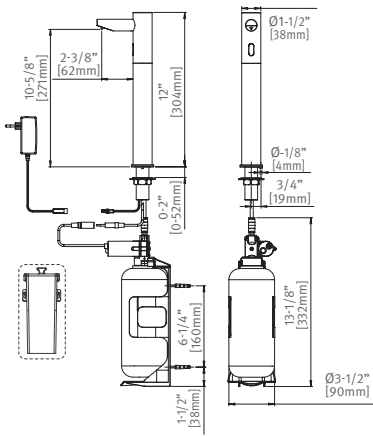
Deck-mounted touch-free electronic soap dispenser for non-proprietary soap

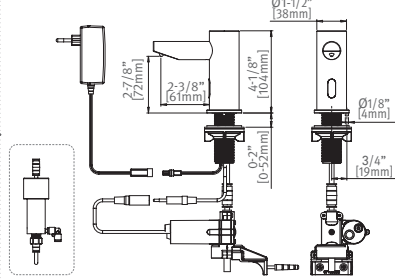
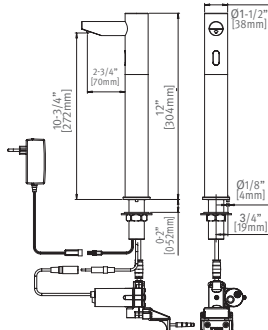
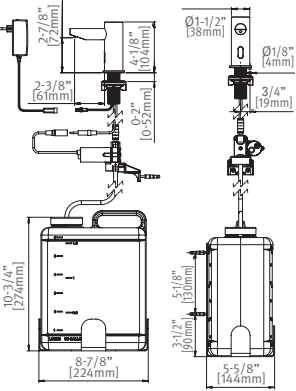
Features:

- Chrome plated brass body
- Delivers liquid/foam soap
- Peristaltic pump
- Adjustable settings
- Tall version



STANDARD SOAP DISPENSER VERSIONS					
PICTURE	PRODUCT NAME	MODEL FEATURES	POWER SUPPLY	CODE NUMBER	DRAWING
	TRENDY SOAP DISPENSER B	Delivers liquid soap	Battery box for six (6) D batteries	239910	
	TRENDY SOAP DISPENSER E		12V Transformer	239900	
	TRENDY FOAM E	Delivers foam soap	12V Transformer	239930	

STANDARD SOAP DISPENSER VERSIONS					
PICTURE	PRODUCT NAME	MODEL FEATURES	POWER SUPPLY	CODE NUMBER	DRAWING
	TRENDY SOAP DISPENSER PLUS B	Delivers liquid soap	Battery box for six (6) D batteries	239912	
	TRENDY SOAP DISPENSER PLUS E		12V Transformer	239902	

1.6 GALLON (6L) SOAP DISPENSER VERSIONS					
PRODUCT NAME	MODEL FEATURES	POWER SUPPLY	CODE NUMBER	DRAWING	
MF TRENDY SOAP DISPENSER	Delivers liquid soap Deck mounted touch free electronic soap dispenser to be used with Stern's Multifeed kits for multiple soap dispensers installation	12V Transformer	07292073		
MF TRENDY FOAM DISPENSER	Delivers foam soap Deck mounted touch free electronic foam dispenser to be used with Stern's Multifeed kits for multiple soap dispensers installation	12V Transformer	07292183		
MF TRENDY SD PLUS	Delivers liquid soap Deck mounted touch free electronic soap dispenser to be used with Stern's Multifeed kits for multiple soap dispensers installation	12V Transformer	07292099		
TRENDY SD 1.6 E	Delivers liquid soap 1.6 gallon (6L) tank kit for an individual soap dispenser	12V Transformer	239916		

NEW!

TRENDY SOAP DISPENSER WITH SOAP LEVEL INDICATOR

Deck-mounted touch-free electronic soap dispenser for non-proprietary soap

Features:

- Soap level indicator shows green when soap tank is full, orange when soap level is low and red when the tank is empty
- Delivers liquid soap
- Concealed IR sensor integrated into the spout
- Peristaltic pump
- 1.6 US gallon (6L) soap tank



NEW!

BOREAL SOAP DISPENSER

Deck-mounted touch-free electronic soap dispenser for non-proprietary soap

Features:

- Chrome plated brass body
- Delivers liquid/foam soap
- Peristaltic pump
- Adjustable settings



STANDARD SOAP DISPENSER VERSIONS					
PICTURE	PRODUCT NAME	MODEL FEATURES	POWER SUPPLY	CODE NUMBER	DRAWING
	TRENDY SOAP DISPENSER E WITH LEVEL INDICATOR	Delivers liquid soap	12V transformer	239906	

STANDARD SOAP DISPENSER VERSIONS					
PICTURE	PRODUCT NAME	MODEL FEATURES	POWER SUPPLY	CODE NUMBER	DRAWING
	BOREAL SOAP DISPENSER B	Delivers liquid soap	Battery box for six (6) D batteries	212100	
	BOREAL SOAP DISPENSER E		12V Transformer	212105	
	BOREAL SD PLUS B	Delivers liquid soap	Battery box for six (6) D batteries	212110	
	BOREAL SD PLUS E	Tall version: 9" (228 mm) body	12V Transformer	212115	
	BOREAL FOAM E	Delivers foam soap	12V Transformer	212130	


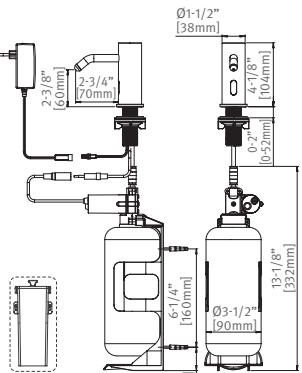

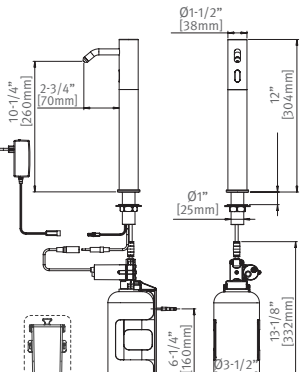
EXTREME SOAP DISPENSER

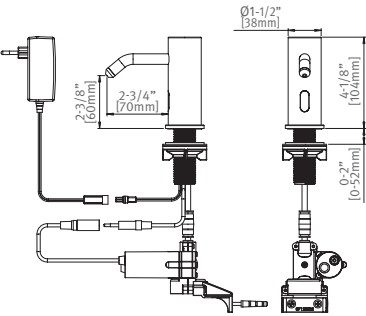
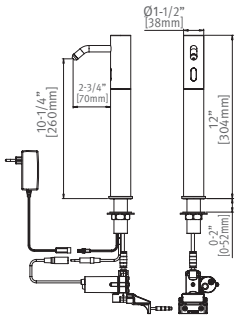
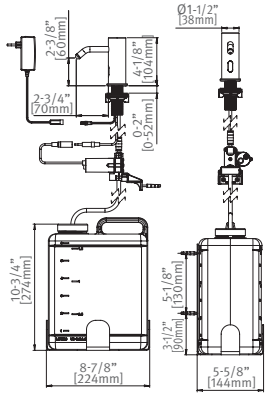
Deck-mounted touch-free electronic soap dispenser for non-proprietary soap

Features:

- Chrome plated brass body
- Delivers liquid soap
- Peristaltic pump
- Adjustable settings
- Tall version



STANDARD SOAP DISPENSER VERSIONS					
PICTURE	PRODUCT NAME	MODEL FEATURES	POWER SUPPLY	CODE NUMBER	DRAWING
	EXTREME SOAP DISPENSER B	Delivers liquid soap	Battery box for six (6) D batteries	237920	
	EXTREME SOAP DISPENSER E		12V Transformer	237900	
	EXTREME SOAP DISPENSER PLUS B	Delivers liquid soap	Battery box for six (6) D batteries	237922	
	EXTREME SOAP DISPENSER PLUS E	Tall version: 12\" (304 mm) body	12V Transformer	237905	

1.6 GALLON (6L) SOAP DISPENSER VERSIONS					
PRODUCT NAME	MODEL FEATURES	POWER SUPPLY	CODE NUMBER	DRAWING	
MF EXTREME SOAP DISPENSER	Delivers liquid soap Deck mounted touch free electronic soap dispenser to be used with Stern's Multifeed kits for multiple soap dispensers installation	12V Transformer	07292056		
MF EXTREME SD PLUS	Delivers liquid soap Deck mounted touch free electronic soap dispenser to be used with Stern's Multifeed kits for multiple soap dispensers installation	12V Transformer	07292095		
EXTREME SD 1.6 E	Delivers liquid soap 1.6 gallon (6L) tank kit for an individual soap dispenser	12V Transformer	237916		

NEW!

EXTREME SOAP DISPENSER WITH SOAP LEVEL INDICATOR

Deck-mounted touch-free electronic soap dispenser for non-proprietary soap

Features:

- Soap level indicator shows green when soap tank is full, orange when soap level is low and red when the tank is empty
- Delivers liquid soap
- Peristaltic pump
- 1.6 US gallon (6L) soap tank



ELITE SOAP DISPENSER

Deck-mounted touch-free electronic soap dispenser for non-proprietary soap


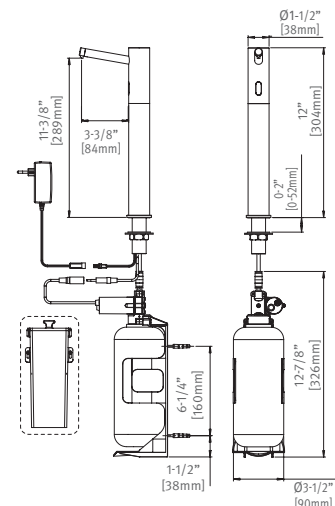
Features:

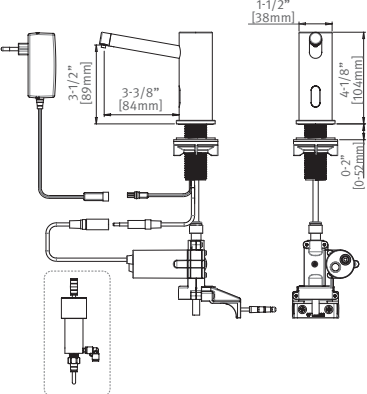
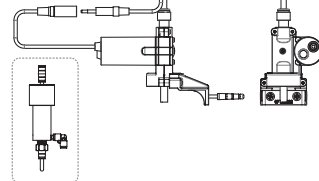
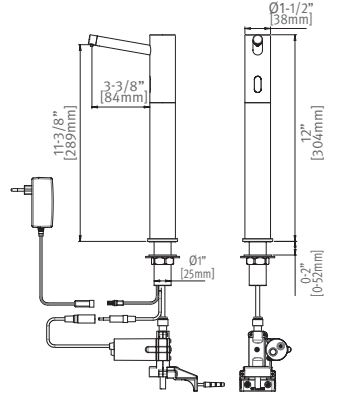
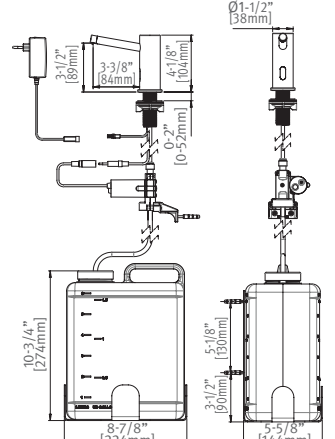
- Chrome plated brass body
- Delivers liquid/foam soap
- Peristaltic pump
- Adjustable settings
- Tall version



STANDARD SOAP DISPENSER VERSIONS					
PICTURE	PRODUCT NAME	MODEL FEATURES	POWER SUPPLY	CODE NUMBER	DRAWING
	EXTREME SOAP DISPENSER E WITH LEVEL INDICATOR	Delivers liquid soap	12V transformer	237917	

STANDARD SOAP DISPENSER VERSIONS					
PICTURE	PRODUCT NAME	MODEL FEATURES	POWER SUPPLY	CODE NUMBER	DRAWING
	ELITE SOAP DISPENSER B	Delivers liquid soap	Battery box for six (6) D batteries	236110	
	ELITE SOAP DISPENSER E	Delivers liquid soap	12V Transformer	236100	
	ELITE FOAM E	Delivers foam soap	12V Transformer	236120	

STANDARD SOAP DISPENSER VERSIONS					
PICTURE	PRODUCT NAME	MODEL FEATURES	POWER SUPPLY	CODE NUMBER	DRAWING
	ELITE SOAP DISPENSER PLUS B	Delivers liquid soap	Battery box for six (6) D batteries	236107	
	ELITE SOAP DISPENSER PLUS E	Tall version: 12" (304 mm) body	12V Transformer	236105	

1.6 GALLON (6L) SOAP DISPENSER VERSIONS					
PRODUCT NAME	MODEL FEATURES	POWER SUPPLY	CODE NUMBER	DRAWING	
MF ELITE SOAP DISPENSER	Delivers liquid soap Deck mounted touch free electronic soap dispenser to be used with Stern's Multifeed kits for multiple soap dispensers installation	12V Transformer	07292077		
MF ELITE FOAM DISPENSER	Delivers foam soap Deck mounted touch free electronic foam dispenser to be used with Stern's Multifeed kits for multiple soap dispensers installation	12V Transformer	07292205		
MF ELITE SD PLUS	Delivers liquid soap Deck mounted touch free electronic soap dispenser to be used with Stern's Multifeed kits for multiple soap dispensers installation	12V Transformer	07292093		
ELITE SD 1.6 E	Delivers liquid soap 1.6 gallon (6L) tank kit for an individual soap dispenser	12V Transformer	236216		

NEW!


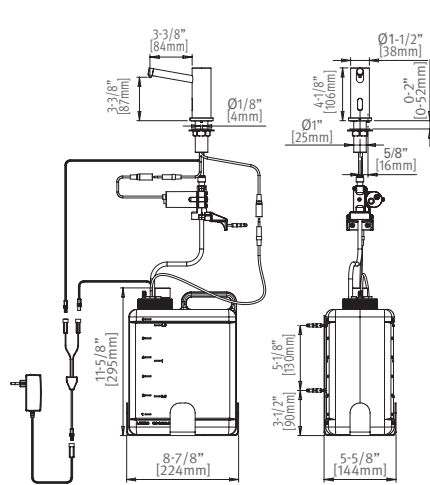
ELITE SOAP DISPENSER WITH SOAP LEVEL INDICATOR

Deck-mounted touch-free electronic soap dispenser for non-proprietary soap

Features:

- Soap level indicator shows green when soap tank is full, orange when soap level is low and red when a refill is needed
- Delivers liquid soap
- Peristaltic pump
- 1.6 US gallon (6L) soap tank



STANDARD SOAP DISPENSER VERSIONS					
PICTURE	PRODUCT NAME	MODEL FEATURES	POWER SUPPLY	CODE NUMBER	DRAWING
	ELITE SOAP DISPENSER E WITH LEVEL INDICATOR	Delivers liquid soap	12V transformer	236131	

ELITE SOAP DISPENSER AISI316

Deck-mounted touch-free electronic soap dispenser for non-proprietary soap

Features:

- Stainless Steel AISI316 body
- Delivers liquid/foam soap
- Peristaltic pump
- Adjustable settings
- Tall version



STANDARD SOAP DISPENSER VERSIONS					
PICTURE	PRODUCT NAME	MODEL FEATURES	POWER SUPPLY	CODE NUMBER	DRAWING
	ELITE SOAP DISPENSER B AISI316	Delivers liquid soap	Battery box for six (6) D batteries	236113	
	ELITE SOAP DISPENSER E AISI316	Stainless Steel AISI 316 body	12V Transformer	236103	
	ELITE FOAM E AISI316	Delivers foam soap Stainless Steel AISI 316 body	12V Transformer	236122	

STANDARD SOAP DISPENSER VERSIONS					
PICTURE	PRODUCT NAME	MODEL FEATURES	POWER SUPPLY	CODE NUMBER	DRAWING
	ELITE SOAP DISPENSER PLUS B AISI316	Delivers liquid soap	Battery box for six (6) D batteries	236109	
	ELITE SOAP DISPENSER PLUS E AISI316	Tall version: 12" (304 mm) body Stainless Steel AISI 316 body	12V Transformer	236104	

1.6 GALLON (6L) SOAP DISPENSER VERSIONS					
PRODUCT NAME	MODEL FEATURES	POWER SUPPLY	CODE NUMBER	DRAWING	
MF ELITE SOAP DISPENSER AISI316	Delivers liquid soap Deck mounted touch free electronic soap dispenser to be used with Stern's Multifeed kits for multiple soap dispensers installation Stainless Steel AISI 316 body	12V Transformer	07292239		
MF ELITE FOAM DISPENSER AISI316	Delivers foam soap Deck mounted touch free electronic foam dispenser to be used with Stern's Multifeed kits for multiple soap dispensers installation Stainless Steel AISI 316 body	12V Transformer	07292240		
MF ELITE SD PLUS AISI316	Delivers liquid soap Deck mounted touch free electronic soap dispenser to be used with Stern's Multifeed kits for multiple soap dispensers installation Stainless Steel AISI 316 body	12V Transformer	07292241		
ELITE SD 1.6 E AISI316	Delivers liquid soap 1.6 gallon (6L) tank kit for an individual soap dispenser Stainless Steel AISI 316 body	12V Transformer	236126		


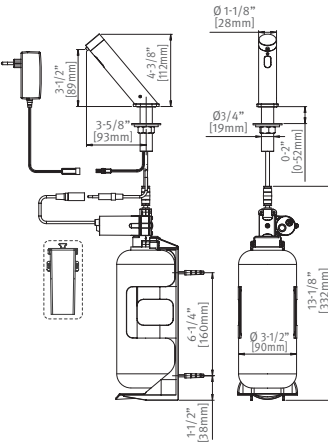
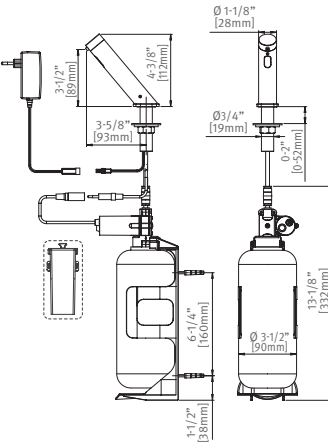

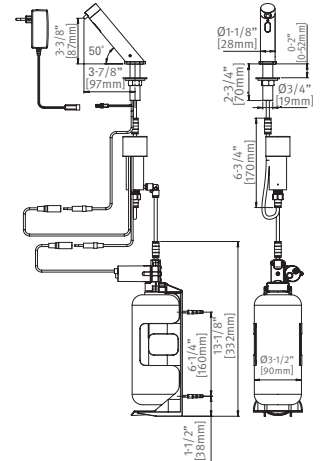
GREEN 28 SOAP DISPENSER

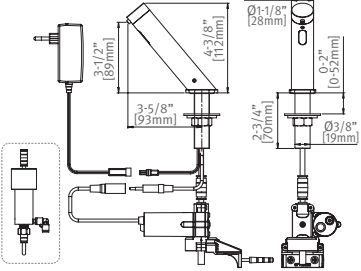
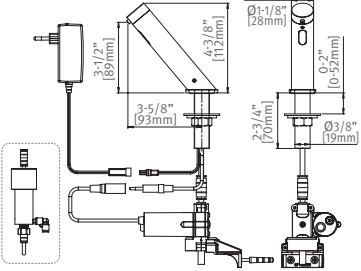
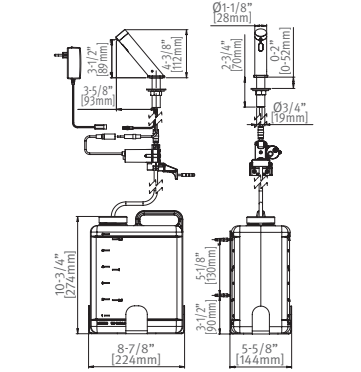
Deck-mounted touch-free electronic soap dispenser for non-proprietary soap

Features:

- Chrome plated brass body
- Delivers liquid/foam soap
- Peristaltic pump
- Adjustable settings



SOAP DISPENSER VERSIONS					
PICTURE	PRODUCT NAME	MODEL FEATURES	POWER SUPPLY	CODE NUMBER	DRAWING
	GREEN 28 SOAP DISPENSER B	Delivers liquid soap Includes a brass base for abuse protection in high traffic locations	Battery box for six (6) D batteries	352900	
	GREEN 28 SOAP DISPENSER E		12V Transformer	352910	
	GREEN 28 FOAM E	Delivers foam soap Includes a brass base for abuse protection in high traffic locations	12V Transformer	352920	

1.6 GALLON (6L) SOAP DISPENSER VERSIONS				
PRODUCT NAME	MODEL FEATURES	POWER SUPPLY	CODE NUMBER	DRAWING
MF GREEN 28 SOAP DISPENSER	Delivers liquid soap Deck mounted touch free electronic soap dispenser to be used with Stern's Multifeed kits for multiple soap dispensers installation	12V Transformer	07292155	
MF GREEN 28 FOAM DISPENSER	Delivers foam soap Deck mounted touch free electronic foam dispenser to be used with Stern's Multifeed kits for multiple soap dispensers installation	12V Transformer	07292206	
GREEN 28 SD 1.6 E	Delivers liquid soap 1.6 gallon (6L) tank kit for an individual soap dispenser	12V Transformer	352916	



CLASSIC SOAP DISPENSER

Deck-mounted touch-free electronic soap dispenser for non-proprietary soap

Features:

- Chrome plated brass body
- Delivers liquid/foam soap
- Peristaltic pump
- Concealed IR sensor integrated into the spout
- Adjustable settings



STANDARD SOAP DISPENSER VERSIONS					
PICTURE	PRODUCT NAME	MODEL FEATURES	POWER SUPPLY	CODE NUMBER	DRAWING
	CLASSIC SOAP DISPENSER B	Delivers liquid soap	Battery box for six (6) D batteries	292400	
	CLASSIC SOAP DISPENSER E	Includes a brass base for abuse protection in high traffic locations	12V Transformer	292410	
	CLASSIC FOAM E	Delivers foam soap	Includes a brass base for abuse protection in high traffic locations	12V Transformer	292300

1.6 GALLON (6L) SOAP DISPENSER VERSIONS				
PRODUCT NAME	MODEL FEATURES	POWER SUPPLY	CODE NUMBER	DRAWING
MF CLASSIC SOAP DISPENSER	Delivers liquid soap Deck mounted touch free electronic soap dispenser to be used with Stern's Multifeed kits for multiple soap dispensers installation	12V Transformer	07292177	
MF CLASSIC FOAM DISPENSER	Delivers foam soap Deck mounted touch free electronic foam dispenser to be used with Stern's Multifeed kits for multiple soap dispensers installation	12V Transformer	07292207	
CLASSIC SD 1.6 E	Delivers liquid soap 1.6 gallon (6L) tank kit for an individual soap dispenser	12V Transformer	292416	



EXTREME CS SOAP DISPENSER

Wall-mounted touch-free electronic soap dispenser for non-proprietary soap

Features:

- Concealed sensor integrated into the spout
- Delivers liquid soap
- Peristaltic pump
- Adjustable settings
- Stainless steel AISI316 spout available




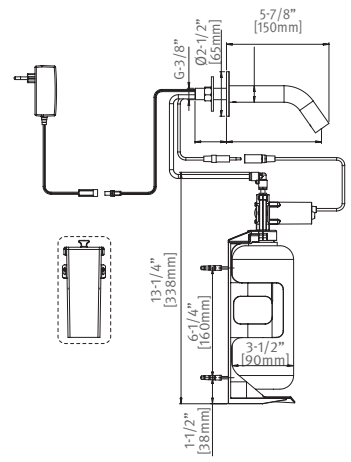
EXTREME CS SOAP DISPENSER AISI 316


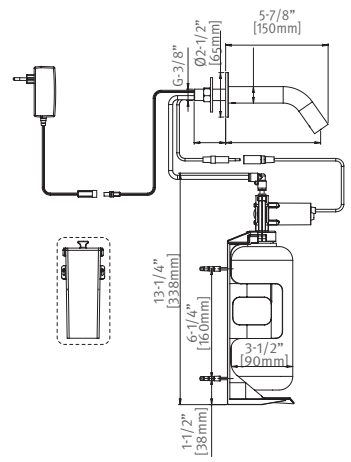
Wall-mounted touch-free electronic soap dispenser for non-proprietary soap

Features:

- Stainless steel AISI316 spout
- Concealed sensor integrated into the spout
- Delivers liquid soap
- Peristaltic pump
- Adjustable settings
- Stainless steel AISI316 spout available



STANDARD SOAP DISPENSER VERSION					
PICTURE	PRODUCT NAME	MODEL FEATURES	POWER SUPPLY	CODE NUMBER	DRAWING
	EXTREME CS SOAP DISPENSER B	Delivers liquid soap Chrome plated brass Concealed installation with open wall condition with full rear access such as a service chase.	Battery box for six (6) D batteries	237891	
	EXTREME CS SOAP DISPENSER E		12V Transformer	237890	

STANDARD SOAP DISPENSER VERSION					
PICTURE	PRODUCT NAME	MODEL FEATURES	POWER SUPPLY	CODE NUMBER	DRAWING
	EXTREME CS SOAP DISPENSER B AISI316	Delivers liquid soap Stainless Steel AISI316 Concealed installation with open wall condition with full rear access such as a service chase.	Battery box for six (6) D batteries	237891-316	
	EXTREME CS SOAP DISPENSER E AISI316		12V Transformer	237890-316	


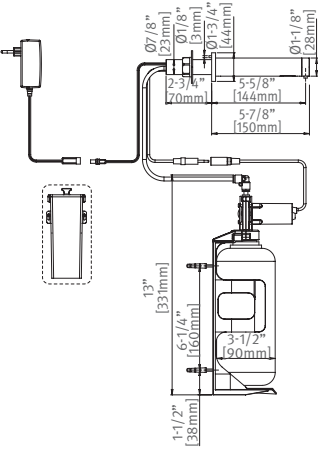

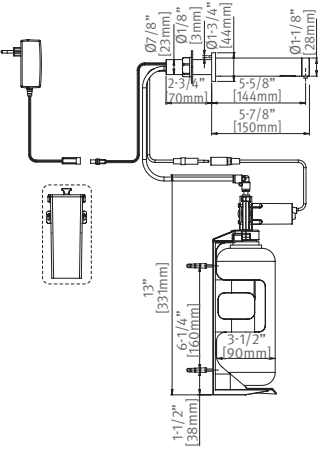

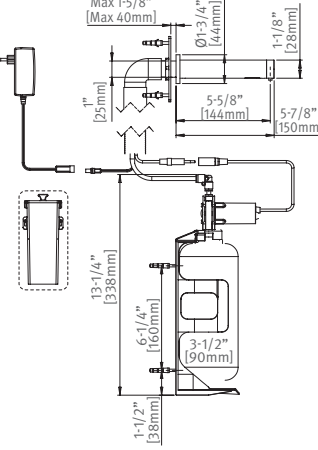

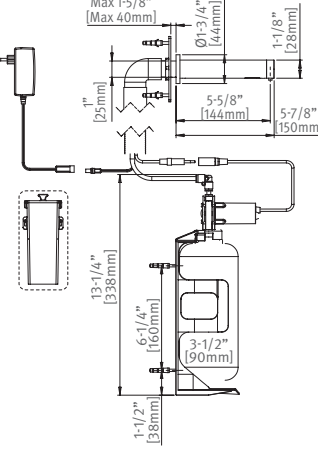
TUBULAR SOAP DISPENSER


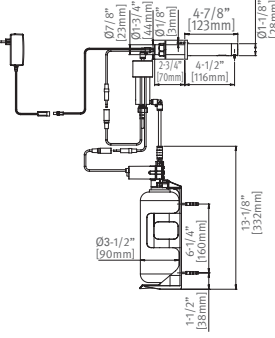
Wall-mounted touch-free electronic soap dispenser for non-proprietary soap

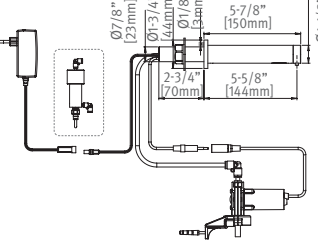
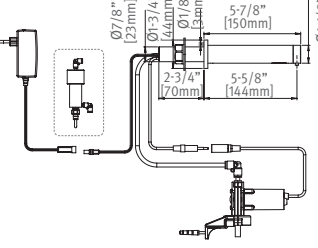
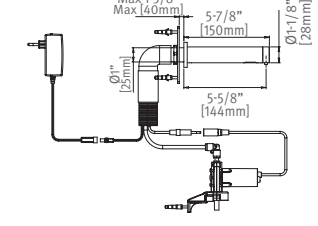
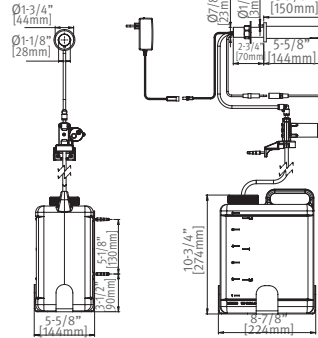
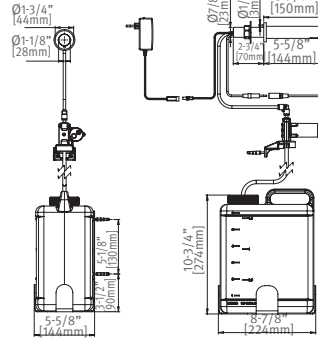
Features:

- Chrome plated brass body
- Delivers liquid/foam soap
- Peristaltic pump
- Adjustable settings



STANDARD SOAP DISPENSER VERSIONS					
PICTURE	PRODUCT NAME	MODEL FEATURES	POWER SUPPLY	CODE NUMBER	DRAWING
	TUBULAR SOAP DISPENSER B	Delivers liquid soap Optional version: 120mm Concealed installation with open wall condition with full rear access such as a service chase	Battery box for six (6) D batteries	350920	
	TUBULAR SOAP DISPENSER E	Delivers liquid soap Optional version: 120mm Concealed installation with open wall condition with full rear access such as a service chase	12V Transformer	350925	
	TUBULAR SOAP DISPENSER 2030 B	Delivers liquid soap Concealed installation in hollow framed walls providing connection access below the sink.	Battery box for six (6) D batteries	350922	
	TUBULAR SOAP DISPENSER 2030 E	Delivers liquid soap Concealed installation in hollow framed walls providing connection access below the sink.	12V Transformer	350927	

STANDARD SOAP DISPENSER VERSIONS					
PICTURE	PRODUCT NAME	MODEL FEATURES	POWER SUPPLY	CODE NUMBER	DRAWING
	TUBULAR FOAM E	Delivers foam soap Optional version: 120mm Concealed installation with open wall condition with full rear access such as a service chase.	12V Transformer	350980	

1.6 GALLON (6L) SOAP DISPENSER VERSIONS					
PRODUCT NAME	MODEL FEATURES	POWER SUPPLY	CODE NUMBER	DRAWING	
MF TUBULAR SOAP DISPENSER	Delivers liquid soap Wall mounted touch free electronic soap dispenser to be used with Stern's Multifeed kits for multiple soap dispensers installation Optional version: 120mm Concealed installation with open wall condition with full rear access such as a service chase.	12V Transformer	07292076		
MF TUBULAR FOAM DISPENSER	Delivers foam soap Wall mounted touch free electronic soap dispenser to be used with Stern's Multifeed kits for multiple soap dispensers installation Optional version: 120mm Concealed installation with open wall condition with full rear access such as a service chase.	12V Transformer	07292186		
MF TUBULAR SOAP DISPENSER 2030	Delivers liquid soap Wall mounted touch free electronic soap dispenser to be used with Stern's Multifeed kits for multiple soap dispensers installation Optional version: 120mm Concealed installation in hollow framed walls providing connection access below the sink.	12V Transformer	07292081		
TUBULAR SD 1.6 E	Delivers liquid soap 1.6 gallon (6L) tank kit for an individual soap dispenser Optional version: 120mm Concealed installation with open wall condition with full rear access such as a service chase.	12V Transformer	350116		
TUBULAR 2030 SD 1.6 E	Delivers liquid soap 1.6 gallon (6L) tank kit for an individual soap dispenser Optional version: 120mm Concealed installation in hollow framed walls providing connection access below the sink.	12V Transformer	350816		


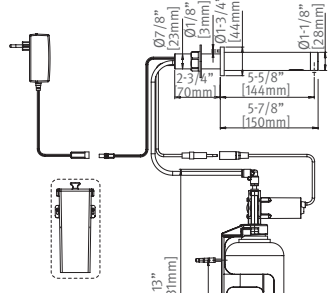
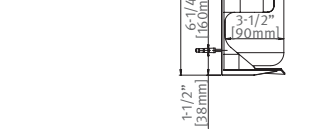

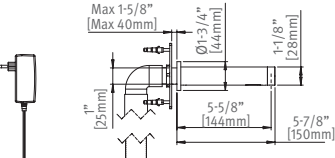
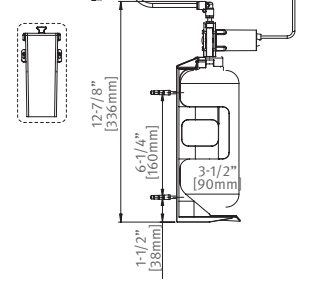
TUBULAR SOAP DISPENSER AISI316


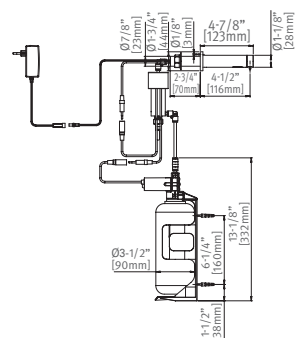
Wall-mounted touch-free electronic soap dispenser for non-proprietary soap

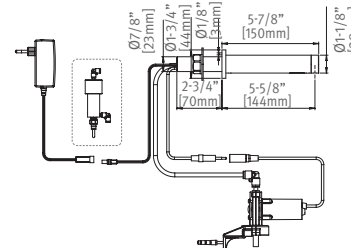
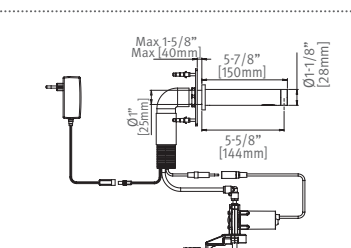
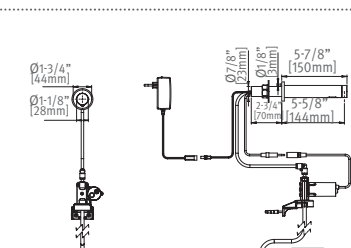
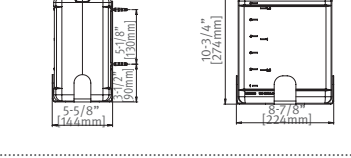
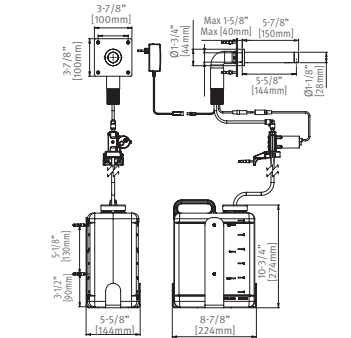
Features:

- Stainless Steel AISI316 product body
- Delivers liquid/foam soap
- Peristaltic pump
- Adjustable settings



STANDARD SOAP DISPENSER VERSIONS					
PICTURE	PRODUCT NAME	MODEL FEATURES	POWER SUPPLY	CODE NUMBER	DRAWING
	TUBULAR SD B AISI316	Delivers liquid soap Concealed installation with open wall condition with full rear access such as a service chase.	Battery box for six (6) D batteries	350919	
	TUBULAR SD E AISI316	Delivers liquid soap Concealed installation with open wall condition with full rear access such as a service chase.	12V Transformer	350924	
	TUBULAR SD 2030B AISI316	Delivers liquid soap Concealed installation with open wall condition with full rear access such as a service chase.	Battery box for six (6) D batteries	350918	
	TUBULAR SD 2030E AISI316	Delivers liquid soap Concealed installation in hollow framed walls providing connection access below the sink.	12V Transformer	350917	

STANDARD SOAP DISPENSER VERSIONS					
PICTURE	PRODUCT NAME	MODEL FEATURES	POWER SUPPLY	CODE NUMBER	DRAWING
	TUBULAR FOAM E AISI316	Delivers foam soap Concealed installation with open wall condition with full rear access such as a service chase.	12V Transformer	350982	

1.6 GALLON (6L) SOAP DISPENSER VERSIONS					
PRODUCT NAME	MODEL FEATURES	POWER SUPPLY	CODE NUMBER	DRAWING	
MF TUBULAR SOAP DISPENSER AISI316	Delivers liquid soap Wall mounted touch free electronic soap dispenser to be used with Stern's Multifeed kits for multiple soap dispensers installation Concealed installation with open wall condition with full rear access such as a service chase.	12V Transformer	07292221		
MF TUBULAR FOAM DISPENSER AISI316	Delivers foam soap Wall mounted touch free electronic soap dispenser to be used with Stern's Multifeed kits for multiple soap dispensers installation Concealed installation with open wall condition with full rear access such as a service chase.	12V Transformer	07292231		
MF TUBULAR SOAP DISPENSER 2030 AISI316	Delivers liquid soap Wall mounted touch free electronic soap dispenser to be used with Stern's Multifeed kits for multiple soap dispensers installation Concealed installation in hollow framed walls providing connection access below the sink.	12V Transformer	07292222		
TUBULAR SD 1.6 E AISI316	Delivers liquid soap 1.6 gallon (6L) tank kit for an individual soap dispenser Concealed installation with open wall condition with full rear access such as a service chase.	12V Transformer	350932		
TUBULAR 2030 SD 1.6 E AISI316	Delivers liquid soap 1.6 gallon (6L) tank kit for an individual soap dispenser Concealed installation in hollow framed walls providing connection access below the sink.	12V Transformer	350916		

QUADRAT SOAP DISPENSER

Wall-mounted touch-free electronic soap dispenser for non-proprietary soap

Features:

- 100% heavy-duty one piece brass body
- Delivers liquid soap
- Chrome plated brass body
- Peristaltic pump
- Adjustable settings



STANDARD SOAP DISPENSER VERSIONS					
PICTURE	PRODUCT NAME	MODEL FEATURES	POWER SUPPLY	CODE NUMBER	DRAWING
	QUADRAT SOAP DISPENSER B	Delivers liquid soap Concealed installation with open wall condition with full rear access such as a service chase.	Battery box for six (6) D batteries	351910	
	QUADRAT SOAP DISPENSER E		12V Transformer	351900	
	QUADRAT SOAP DISPENSER 2030 B	Delivers liquid soap Concealed installation in hollow framed walls providing connection access below the sink.	Battery box for six (6) D batteries	351920	
	QUADRAT SOAP DISPENSER 2030 E		12V Transformer	351930	

1.6 GALLON (6L) SOAP DISPENSER VERSIONS				
PRODUCT NAME	MODEL FEATURES	POWER SUPPLY	CODE NUMBER	DRAWING
MF QUADRAT SOAP DISPENSER	Delivers liquid soap Wall mounted touch free electronic soap dispenser to be used with Stern's Multifeed kits for multiple soap dispensers installation Concealed installation with open wall condition with full rear access such as a service chase.	12V Transformer	07292078	
MF QUADRAT SOAP DISPENSER 2030	Delivers liquid soap Wall mounted touch free electronic soap dispenser to be used with Stern's Multifeed kits for multiple soap dispensers installation Concealed installation in hollow framed walls providing connection access below the sink.	12V Transformer	07292094	
QUADRAT SD 1.6 E	Delivers liquid soap 1.6 gallon (6L) tank kit for an individual soap dispenser Concealed installation with open wall condition with full rear access such as a service chase.	12V Transformer	351916	
QUADRAT 2030 SD 1.6 E	Delivers liquid soap 1.6 gallon (6L) tank kit for an individual soap dispenser Concealed installation in hollow framed walls providing connection access below the sink.	12V Transformer	351316	

MULTIFEED KITS

Installation kit for more efficient maintenance of multiple soap dispensers. Saves time and money, can supply up to six soap dispensers from one large capacity 1.6 gallon (6L) tank. Ideal for high traffic areas with multiple hand washing stations in high traffic restrooms. Enables productive refill of multiple soap dispensers through a single top fill unit above deck and an LED indicator that lets maintenance staff know when soap levels are low. Suitable for any foam or liquid soap with the recommended viscosity.

Features:


- Allows multiple soap dispensers installation (up to six (6) dispensers) with a single 1.6 US gallon (6L) tank
- Stainless Steel tank support or lockable underbasin cabinet



Options:


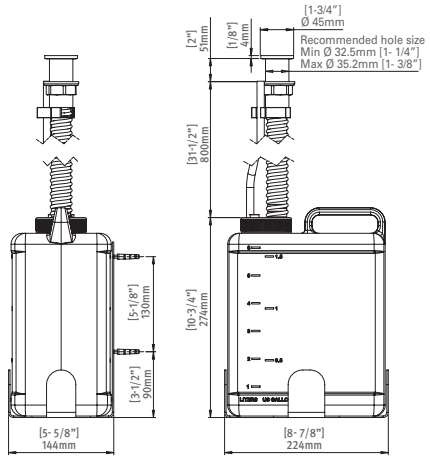

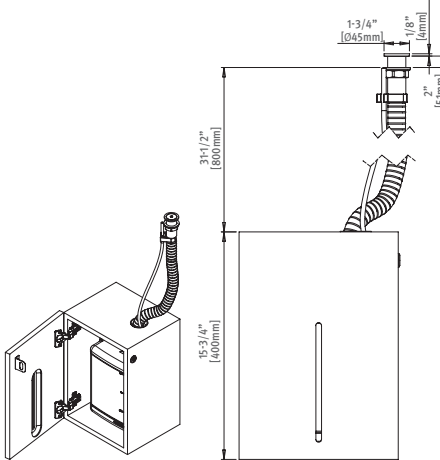

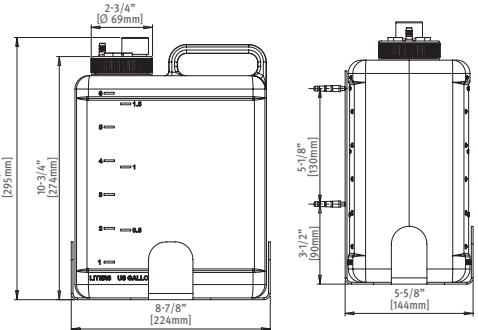

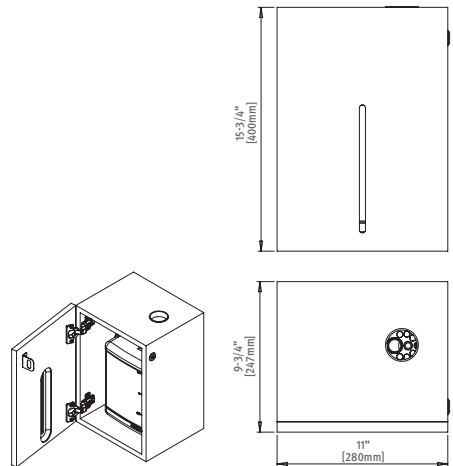
- Anti-theft top filling brass mechanism for easy refill from the counter top
- Soap level indicator
- Below deck filling mechanism
- **NEW:** Plywood HPL (High Pressure Laminate) lockable cabinet with level indicator window. White panel and oak style frame for 1.6 Gallon (6L) soap tank with option to house the 33.8 FL OZ (1L) soap bottle as necessary. Hides unsightly pipes and connectors from the view of users.

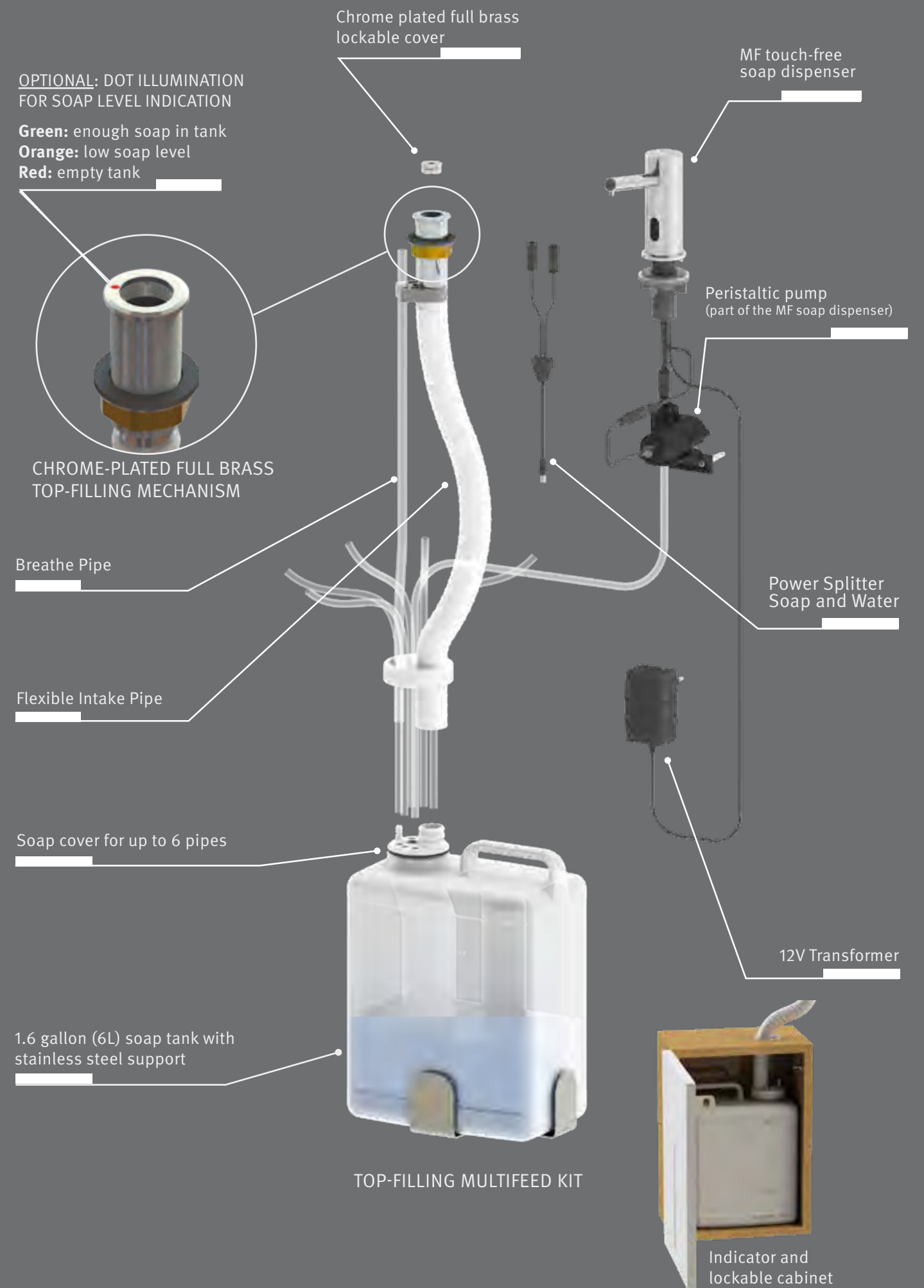
Advantages:

- Drastically reduces soap consumption
- Cross contamination protection - no physical contact
- Maximized savings - can be used with any non-proprietary soap
- Easy installation
- Fast and simple refill with optional LED indication of soap level
- Highly durable - with optional vandal-resistant top-filling mechanism



PRODUCT	MODEL FEATURES	CODE NUMBER	DRAWING
	Top-Filling Multifeed Kit with Soap Level Indicator Vandal-resistant chrome-plated top-filling brass mechanism. LED soap level indicator. Power splitter for connection to transformer powered MF soap dispenser. Stainless steel tank support	07220152	
	Top-Filling Multifeed Kit with Soap Level Indicator Vandal-resistant chrome-plated top-filling brass mechanism. LED soap level indicator. Power splitter for connection to transformer powered MF soap dispenser. With lockable cabinet.	07220152CB	

PRODUCT	MODEL FEATURES	CODE NUMBER	DRAWING
	Top-Filling Multifeed Kit Vandal-resistant chrome-plated top-filling brass mechanism. Available for transformer powered MF soap dispensers. Stainless steel tank support	07220090	
	Top-Filling Multifeed Kit Vandal-resistant chrome-plated top-filling brass mechanism. Available for transformer powered MF soap dispensers. With lockable cabinet.	07220090CB	
	Below Deck Multifeed Kit For multiple soap dispensers installation without connecting a top-filling mechanism through the deck. Available for transformer powered MF soap dispensers. Top-fill unit not included in this model. Stainless steel tank support	07220096	
	Below Deck Multifeed Kit For multiple soap dispensers installation without connecting a top-filling mechanism through the deck. Available for transformer powered MF soap dispensers. Top-fill unit not included in this model. With lockable cabinet.	07220096CB	



SMARTBOX 2LE

Touch-free Soap or hand sanitizer dispenser for wall-mounted installations

Activated by an infrared sensor located in the base. For use with any non-proprietary soap or hand sanitizer gel of the recommended viscosity.

Features:

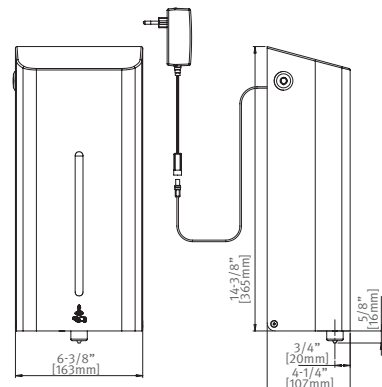
- Stainless Steel AISI316 body
- Delivers non-proprietary soap or hand sanitizer
- Peristaltic pump
- Adjustable settings



2L

SMARTBOX 2L

- 280222 SMARTBOX 2LE, 12V Transformer



TOUCH FREE HAND SANITIZER STATION

Touch-free electronic hand sanitizer stand for deck or wall mounted installations with dripless automatic shutoff. Suitable for supermarkets, banks, lobbies and any high traffic public areas.

Features:

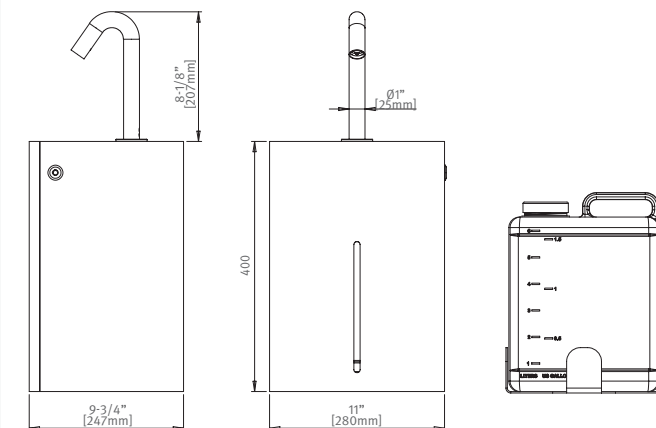
- 100% heavy-duty one piece brass body
- Delivers non-proprietary hand sanitizer
- Chrome plated brass body dispenser
- Peristaltic pump
- Adjustable settings



6L

- 233200 CSABA WM HAND SANITIZER STATION

Battery box for six (6) D batteries /12V Transformer



TOUCH FREE HAND SANITIZER STAND

Stern's touch-free hand sanitizer dispenser stands are stand-alone, deck mounted units recommended for supermarkets, banks, lobbies, and any high traffic public areas.

Features:

- 100% heavy-duty one piece brass body
- Delivers non-proprietary hand sanitizer
- Chrome plated brass body dispenser
- Power Supply: Battery box for six (6) D batteries or 12V transformer
- Peristaltic pump
- Adjustable settings



1L

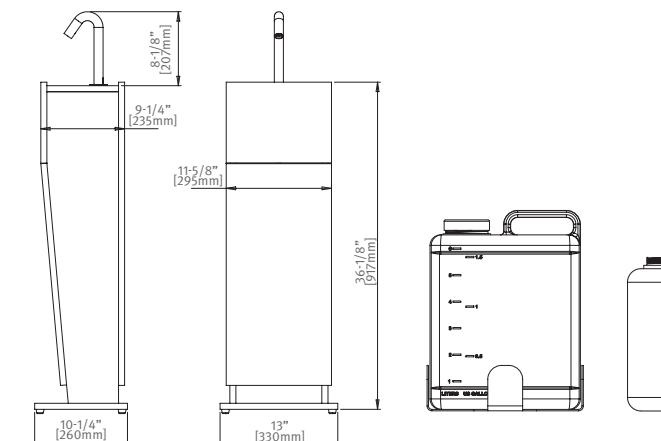
TOUCH FREE HAND SANITIZER STAND 1L

- 281000CS1B CSABA TOUCH FREE HAND SANITIZER STAND 1L
Battery box for six (6) D batteries
- 281000CS1E CSABA TOUCH FREE HAND SANITIZER STAND 1L
12V Transformer

6L

TOUCH FREE HAND SANITIZER STAND 6L

- 281000CS6B CSABA TOUCH FREE HAND SANITIZER STAND 6L
Battery box for six (6) D batteries
- 281000CS6E CSABA TOUCH FREE HAND SANITIZER STAND 6L
12V Transformer



TOUCH FREE HAND SANITIZER PILLAR

Touch-free electronic hand sanitizer stand for deck-mounted installations with dripless automatic shutoff. Suitable for supermarkets, banks, lobbies and any high traffic public areas.

Features:

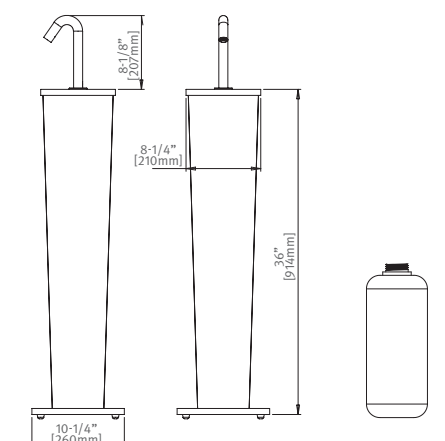
- 100% heavy-duty one piece brass body
- Delivers non-proprietary hand sanitizer
- Chrome plated brass body dispenser
- Power Supply: Battery box for six (6) D batteries or 12V transformer
- Peristaltic pump
- Adjustable settings



1L

TOUCH FREE HAND SANITIZER STAND 1L

- 281100CSB CSABA TOUCH FREE HAND SANITIZER PILLAR 1L
Battery box for six (6) D batteries
- 281100CSE CSABA TOUCH FREE HAND SANITIZER PILLAR 1L
12V Transformer





BEHIND THE MIRROR & HAND DRYERS



SWAR
SOAP WATER AIR
REVOLUTION 83-89



BEHIND THE MIRROR
PAPER HOLDER 93



RECESSED MOUNTING
DUO 90



BEHIND MIRROR
SOAP DISPENSER 94



SWA HI-SPEED
MODULE 91-92



EVER HAND DRYER 95




BEHIND MIRROR
FAUCET 93



TUBULAR HAND DRYER 96

Tailor your mirror cabinet by choosing its interior components.



SOAP

- Soap Dispenser
- Foam Dispenser
- 6-liter Tank
- 2-liter Tank
- No Soap Dispenser

RINSE

- Cold Water
- Premixed Water
- Cartridge Mixer
- Thermostatic Mixer

DRY

- Touch-Free Hand Dryer
- Paper Dispenser

Once you've made your selections for the interior products, you can pick from the available cabinet dimensions:

- Width
- Length
- Depth (for Paper Dispenser):

COMPLEMENTARY PRODUCTS: Bridge Cabinets

NEW!

SWAR TV

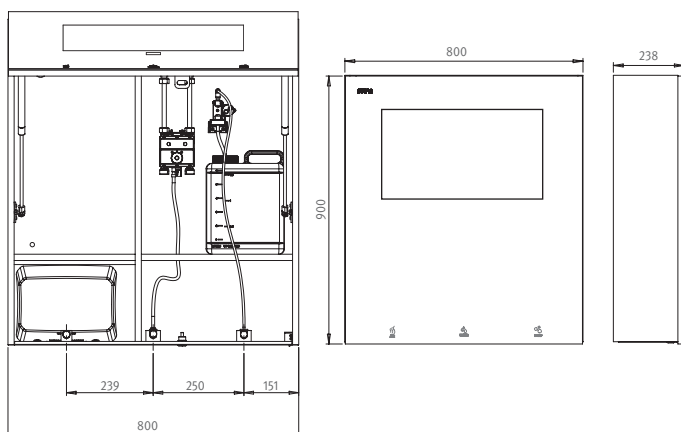
Complete sanitary cabinet with a lockable mirror and 23.5" TV

Includes high speed hand dryer, mixing valve, touch-free faucet, touch-free soap dispenser and LED pictograms for intuitive user guidance and decoration.

The monitor is part of the mirror. When a user gets closer to the mirror, the TV automatically shuts off to allow full mirror functionality.

The monitor can receive input via a cable connection or WIFI.

- 280461 SWAR TV, 12V transformer



WINNER
BEST OF BDNV
2022



SWAR CITY

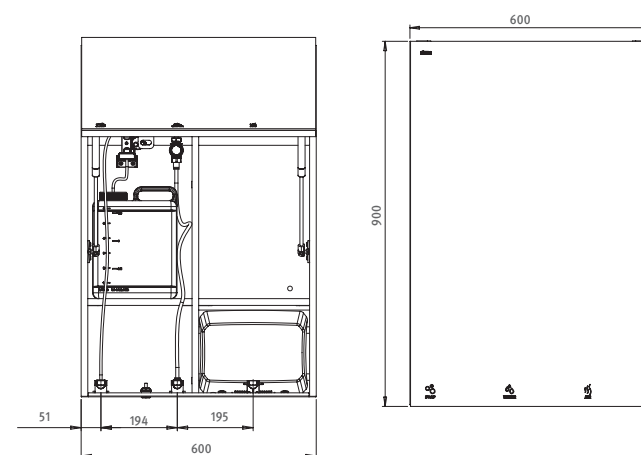
Sanitary cabinet with a lockable mirror for budget projects

Includes high speed hand dryer, touch-free faucet, touch-free soap dispenser and LED pictograms for intuitive user guidance and decoration in one color.

Delivered with remote control to adjust soap dosage and customize the faucet settings.

- Eliminates messy, slippery floors and hand drying queues
- Reduces the amount of labor for commercial facilities maintenance
- Electrical connection supplied according to your region / needs

- 280455 SWAR CITY



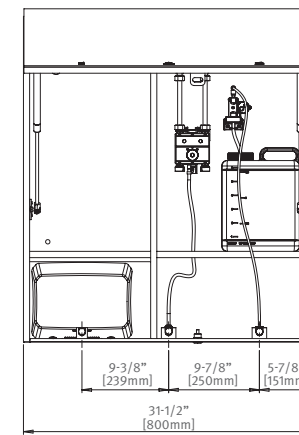

SWAR

Complete sanitary cabinet with a lockable mirror

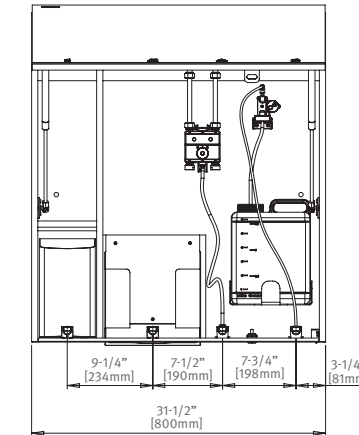
Includes high speed hand dryer, mixing valve, touch-free faucet, touch-free soap dispenser and LED pictograms for intuitive user guidance and decoration.

Delivered with remote controls to adjust soap dosage, select light color or sequence and customize the faucet settings.

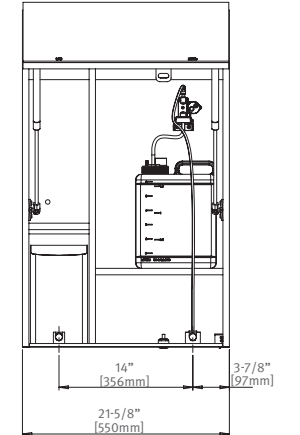
- Eliminates messy, slippery floors and hand drying queues
- Reduces the amount of labor for commercial facilities maintenance
- Electrical connection supplied according to your region/needs




• 280460-US SWAR, 12V transformer







• 280470 SWAR P, 12V transformer
Includes: hand dryer, mixing valve, touch-free faucet, soap dispenser and paper towel dispenser



• 280476 SA MODULE, 12V transformer
Includes: touch-free soap dispenser and hand dryer



	Stern's SWAR TV	Stern's original SWAR	Stern's SWAR City
			
Water Temperature	Integrated mixer to adjust the temperature	One inlet with optional thermostatic mixing valve.	One inlet with optional thermostatic mixing valve.
Length	800 mm * 600 mm and other bespoke sizes available upon request. Terminating cabinet available.	800 mm * Bespoke sizes available upon request	600 mm * Bespoke sizes available upon request
Material	Available in 6 colors: Snow White, Ivory White, Back , Gray, Graphite and Oak	Available in 6 colors: Snow White, Ivory White, Back , Gray, Graphite and Oak	Available in White or Black
Mirror & indicative icons	4 mm thick glass mirror with full MDF inside. Intuitive illuminated LED pictograms for intuitive user's guide and decoration. The color of the light or a sequence of colors can be selected using the provided remote control.	4 mm thick glass mirror with full MDF inside. Intuitive illuminated LED pictograms for intuitive user's guide and decoration. White LED illuminated icons.	4 mm thick glass mirror with full MDF inside. Intuitive illuminated LED pictograms for intuitive user's guide and decoration. White LED illuminated icons.
Soap tank capacity	6 litres tank automatic soap dispenser. Soap can be primed with the provided remote control or with the individual button at the pump. Multifeed option available. 1 tank can be used to serve up to 6 SWAR cabinets.	6 litres tank automatic soap dispenser. Soap can be primed with the provided remote control or with the individual button at the pump. Multifeed option available. 1 tank can be used to serve up to 6 SWAR cabinets.	6 litres tank automatic soap dispenser. Soap can be primed with the provided remote control or with the individual button at the pump. Multifeed option available. 1 tank can be used to serve up to 6 SWAR cabinets.
Soap viscosity	Since Stern's pump is peristaltic, it works with a big range of viscosities from 100 to up to 3,800 cP.	Since Stern's pump is peristaltic, it works with a big range of viscosities from 100 to up to 3,800 cP.	Since Stern's pump is peristaltic, it works with a big range of viscosities from 100 to up to 3,800 cP.
Special features included	Incorporated TV monitor allowing the display of user information, advertisements, or entertainment.	N-A	N-A
Optional features and accessories	Soap level indicator to be displayed by the soap icon.	Soap level indicator to be displayed by the soap icon.	Thermostatic mixing valve



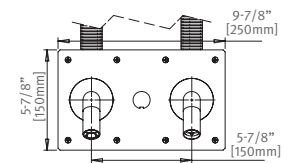
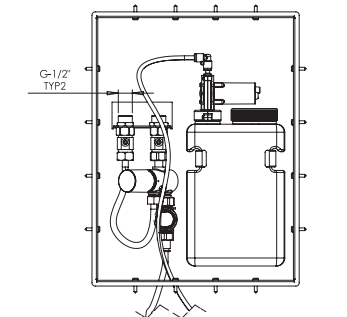
NEW!

RECESSED MOUNTING DUO

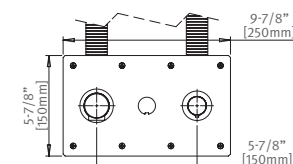
Touchless soap dispenser and faucet for recessed mounting behind the mirror or panel

Complete system including TMV to limit the hot water temperature and Soap and Water remote control.

- 280500 RECESSED MOUNTING DUO



with Extreme CS duo



with Tubular duo

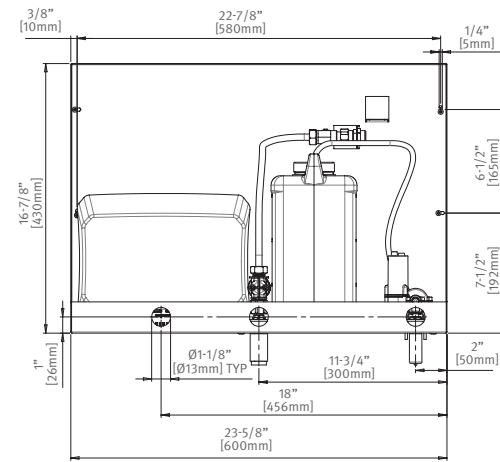
SWA HI-SPEED MODULE

Complete system including high speed hand dryer, thermostatic mixing valve, touch-free faucet, liquid soap dispenser and optional lamp soap level indicator

- Ready to be integrated behind the mirror for a clear, minimalistic design
- Eliminates messy, slippery floors and hand drying queues
- Reduces the amount of labor for commercial facilities maintenance
- Easy installation with a stainless steel frame to be fixed to the wall
- Ideal touch-free soap-water-air cycle
- Helps prevent cross contamination
- Reduces water and soap consumption
- To be used with non-proprietary soap
- Drying time: less than 15 seconds



Complete system including high speed hand dryer (1), thermostatic mixing valve (2), touch-free faucet (3) liquid soap dispenser (4) and optional lamp soap level indicator (5)



- 280410-US 12V transformer

TAILORED TO YOUR NEEDS:

The SWA Module's complete version includes a touch-free soap or foam dispenser, faucet, thermostatic mixing valve and hand dryer. Each component can be delivered individually with any combination you prefer.



* System including paper dispenser instead of hand dryer also available upon request



Modular system including high speed hand dryer (1), touch-free faucet (2) and liquid soap dispenser (3) and optional lamp soap level indicator (5)

Modular system including high speed hand dryer (1) and liquid soap dispenser (4) and optional lamp soap level indicator (5)

Modular system including touch-free faucet (3) and liquid soap dispenser (4) and optional lamp soap level indicator (5)

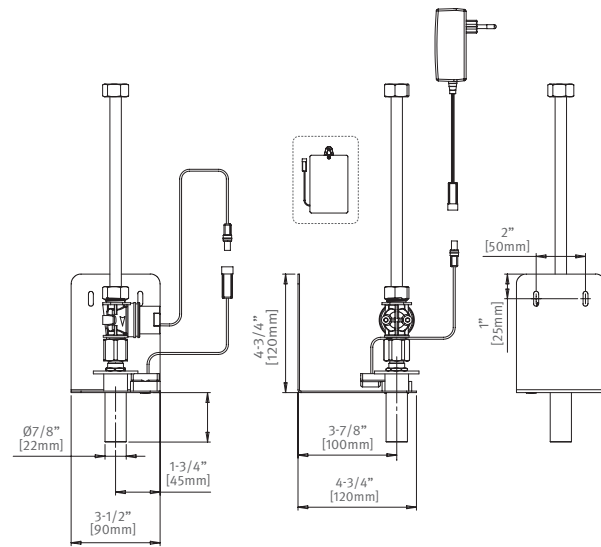
Modular system including thermostatic mixing valve (2), touch-free faucet (3) and liquid soap dispenser (4) and optional lamp soap level indicator (5)



BTM FAUCET

Electronic wall-mounted faucet for integration behind the mirror

- Drastically reduces water consumption
- No physical contact. Helps to protect users against cross contamination
- Sensor settings adjustable by remote control
- Easy installation behind the mirror
- Matching IR operated soap dispenser



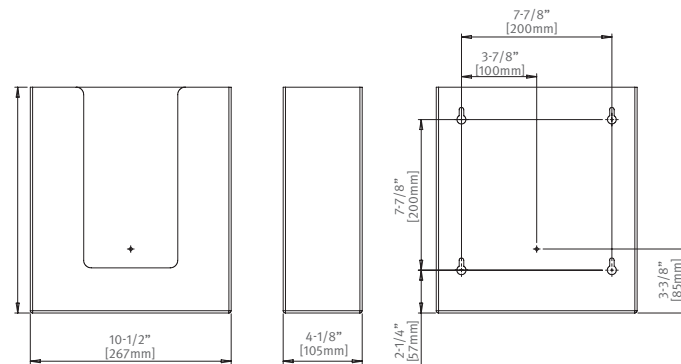
- 280310 **BTM B**, Battery box for 6 x 1.5V AA batteries
- 280300 **BTM E**, 9V transformer

BTM PAPER TOWEL HOLDER



- 316 Stainless steel
- For integration behind the mirror as part of the SWA electronic wall mounted system
- Easy installation
- Saves space and functional solution that accommodates standard paper towels from your favorite brands (paper towels not included)

- 03300148 **PAPER TOWEL HOLDER**



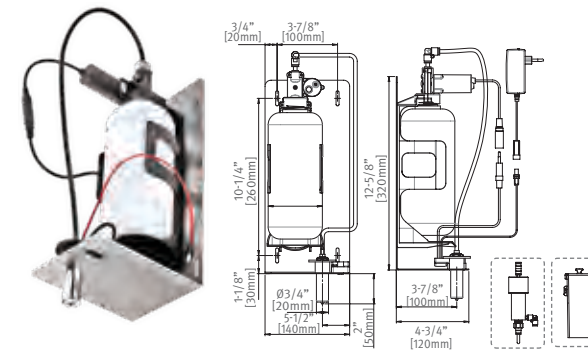
BTM SOAP DISPENSER

Touch-free electronic soap dispenser for integration behind the mirror

- Drastically reduces soap consumption
- No physical contact. Helps to protect users against cross contamination
- Peristaltic pump. The soap is driven inside the soap tube without contact with the pump, preventing contamination and back flow
- Accurate soap dosage
- To be used with non-proprietary soap for maximum savings
- Easy to install and refill
- Matching IR operated faucet



1L

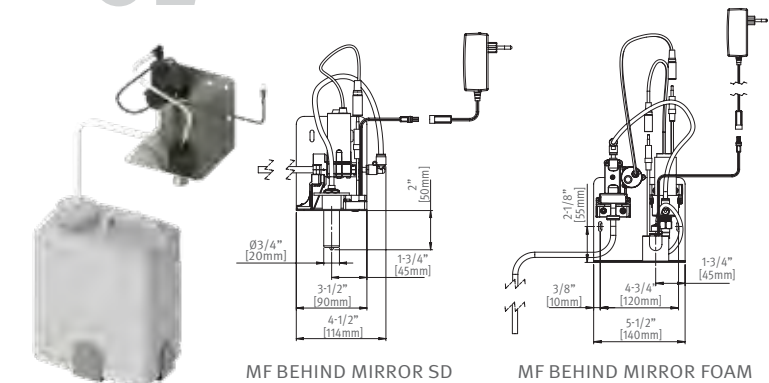


BEHIND MIRROR SD

Delivers liquid soap/foam

- 280210 **BEHIND MIRROR SD B**, Battery box for six (6) D batteries
- 280200 **BEHIND MIRROR SD E**, 12V Transformer
- 280250 **BTM FOAM E**, 12V Transformer

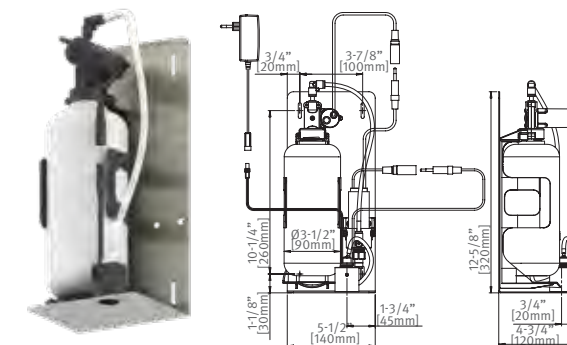
6L



MF BEHIND MIRROR SD

Soap dispenser to be used with Stern's Multifeed kits for multiple refill. Delivers liquid soap/ foam.

- 07292223 **MF BEHIND MIRROR SD**, 12V Transformer
- 07292270 **MF BEHIND MIRROR FOAM**, 12V Transformer
- 07292278 **MF BTM SD CS**, 12V Transformer



BTM SD CS

Concealed spout

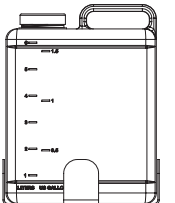
Delivers liquid soap/foam

- 280225 **BTM SD CS B**, Battery box for six (6) D batteries
- 280220 **BTM SD CS E**, 12V Transformer

MULTIFEED KIT

Allows multiple soap dispenser refill (up to 6 dispensers) with a single 1.6 US Gallons (6 liters) tank.

- 07220096 **MULTIFEED KIT**



EVER HD

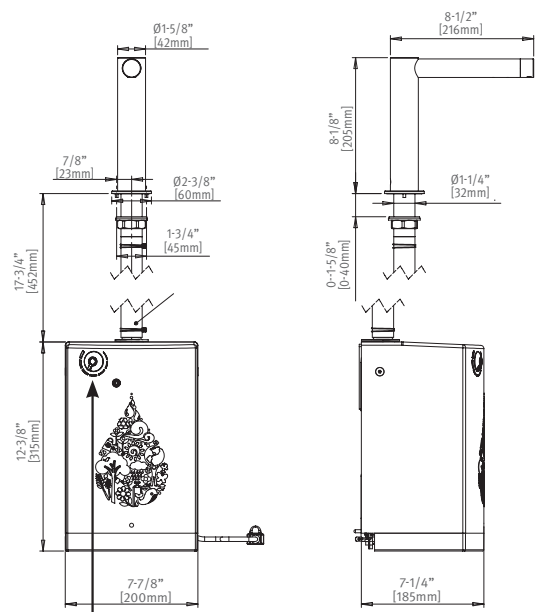
Electronic deck-mounted hand dryer operated by IR sensor

Touch-free electronic hand dryer for deck-mounted installations.

Powered by 110V-120/220V-240VAC.

Hand dryer will automatically shut off after being used for more than 60 seconds. Sensor settings can be customized by remote control.


Includes motor and heater thermal protection in case of overheating.



Airflow intensity adjustment button

EVER HD

- 230510 EVER HD, 110V-120/220V-240VAC
- 230520 EVER HD AISI316, 110V-120/220V-240VAC



Advantages:

- HEPA filter for added hygienic properties
- Full brass body or stainless steel 316 material
- Variety of colors and special finishes available
- Matching touch-free faucet and soap dispenser
- Long lasting, durable and vandal resistant
- Air flow intensity adjustable by external button
- Adjustability with remote control: security time, detection range, delay out
- On/Off function to perform cleaning



TUBULAR HD

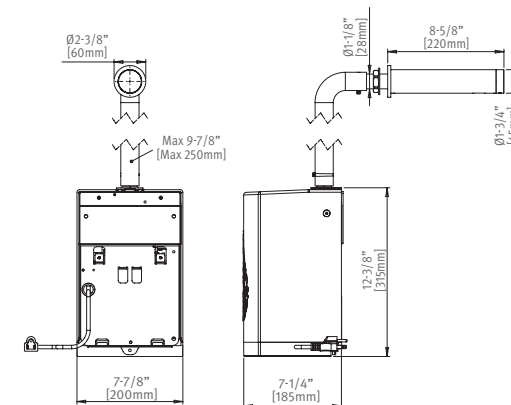
Electronic wall-mounted hand dryer operated by IR sensor

Touch-free electronic hand dryer for wall-mounted installations.

Powered by 110V-120/220V-240VAC.

Hand dryer will automatically shut off after being used for more than 60 seconds. Sensor settings can be customized by remote control.

Includes motor and heater thermal protection in case of overheating.



TUBULAR HD

Concealed installation in dry walls
110V-120/220V-240VAC

- 350030 TUBULAR HD
- 350040 TUBULAR HD AISI316



TUBULAR DP HD

Concealed installation in dry walls as well as concrete and brick walls
110V-120/220V-240VAC

- 350020 TUBULAR DP HD
- 350010 TUBULAR DP HD AISI316

Advantages:

- HEPA filter for added hygienic properties
- Full brass body or stainless steel 316 material
- Variety of colors and special finishes available
- Matching touch-free faucet and soap dispenser
- Long lasting, durable and vandal resistant
- Air flow intensity adjustable by external button
- Adjustability with remote control: security time, detection range, delay out
- On/Off function to perform cleaning



TOILETS & URINALS



JUPITER 3002

99



VENUS 3002

100



NOBLE 3032

101



NARA 3002

120

JUPITER 3002 SERIES

Exposed electronic flush valve for urinal operated by IR sensor

Includes a manual override flush activator button, integral flow regulator, in line filter, high pressure vacuum breaker and adjustable tail piece. Flushing duration and other settings are adjustable by remote control.

Hygiene Flush: To maximize hygiene, this product is equipped with a 24 hour duty flush. The flush takes place after 24 hours of non-use. Prevents the trap seal from drying out, possible freezing of pipes and potential bacteria in standing water. This function can be disabled using the remote control.



VENUS 3002 SERIES

Exposed electronic flush valve for toilet operated by IR sensor

Includes a manual override flush activator button, integral flow regulator, in line filter, high pressure vacuum breaker and adjustable tail piece. Flushing duration and other settings are adjustable by remote control.

Hygiene Flush: To maximize hygiene, this product is equipped with a 24 hour duty flush. The flush takes place after 24 hours of non-use. Prevents the trap seal from drying out, possible freezing of pipes and potential bacteria in standing water. This function can be disabled using the remote control.



PICTURE	PRODUCT NAME	MODEL FEATURES	POWER SUPPLY	CODE NUMBER	DRAWING
	JUPITER M 0.5 GPF		Internal 9V battery	140112	
	JUPITER ME 0.5 GPF	Side inlet. Manual override flush activator button.	9V Transformer	140516	

PICTURE	PRODUCT NAME	MODEL FEATURES	POWER SUPPLY	CODE NUMBER	DRAWING
	VENUS 1.28 GPF		Internal 9V battery	420242	
	VENUS E 1.28 GPF	Side inlet.	9V Transformer	420232	
	VENUS 3002 R	Side inlet. Manual override flush activator button	Internal 9V battery	420241	
	VENUS 3002 RE	Allows automatic activation when the users have left the toilet.	9V Transformer	420265	
	VENUS 3003R PE	Designated for high security locations. Operated by remote activation Piezo button located in the inmate's cell, while the flush valve body is concealed in the service area. Each activation gives a pre-set run cycle. Allows activation of the toilet once the user touches the designated area in the Piezo button.	9V Transformer	420280	

NOBLE 3032 SERIES

Concealed electronic flush valve for toilet, operated by an IR sensor

Features a dual flush IR system. Includes models with a Piezo override flush activator switch giving the user the possibility of alternative manual touch activation. Flushing duration and other settings are adjustable by remote control. Stainless steel AISI316 panel.

Dual flush: Water will flush after the user moves away from the toilet. If the user spends less than one minute in front of the sensor a half flush (3 liters) will take place. For more than one minute in front of the sensor a full flush (6 liters) will take place.

Hygiene Flush: To maximize hygiene, this product is equipped with a 24 hour duty flush. The flush takes place after 24 hours of non-use. Prevents the trap seal from drying out, possible freezing of pipes and potential bacteria in standing water. This function can be disabled using the remote control.



NARA 3002 SERIES

Concealed electronic flush valve for toilet operated by IR sensor. Features a dual flush IR system.

Includes models with a Piezo override flush activator switch giving the user the possibility of alternative manual touch activation.

Flushing duration and other settings are adjustable by remote control.

Advantages:

- Drastically reduces water consumption
- No physical contact. Helps to protect users against cross contamination
- Sensor settings adjustable by remote control
- Easy installation and maintenance. Full access to components by removing the panel
- Matching flush valve for urinals available

Hygiene Flush: To maximize hygiene, this product is equipped with a 24 hour duty flush. The flush takes place after 24 hours of non-use. Prevents the trap seal from drying out, possible freezing of pipes and potential bacteria in standing water. This function can be disabled using the remote control.




ELECTRONIC FLUSH VALVE WITH A MANUAL OVERRIDE FLUSH BUTTON

PICTURE	PRODUCT NAME	MODEL FEATURES	POWER SUPPLY	CODE NUMBER	DRAWING
	NOBLE 3032 P	Piezo override push button anti-block feature. Dual flush. Water will flush after the user moves away from the toilet. If the user spends less than one minute in front of the sensor a half flush will take place. For more than one minute in front of the sensor a full flush (1.28 gallon) will take place. Urinal flush valve available with flush rates 0.5GPF, 0.125GPF. Iron frame available.	6 x 1.5V Batteries	460720	
	NOBLE 3032 PE		9V Transformer	460730	

ELECTRONIC FLUSH VALVE WITH A MANUAL OVERRIDE FLUSH BUTTON

PICTURE	PRODUCT NAME	MODEL FEATURES	POWER SUPPLY	CODE NUMBER	DRAWING
	NARA 3002 P	Piezo override push button anti-block feature. Dual flush. Water will flush after the user moves away from the toilet. If the user spends less than one minute in front of the sensor a half flush will take place. For more than one minute in front of the sensor a full flush (1.28 gallon) will take place. Urinal flush valve available with flush rates 0.5GPF, 0.125GPF. Iron frame available.	9V Battery	160830	
	NARA 3002 PE		9V Transformer	160840	



COMPONENTS & ACCESSORIES




REMOTE CONTROLS 105



TRANSFORMERS 110



MIXING VALVES 106



POWER SPLITTERS 111



UNIVERSAL
PROPRIETARY SOAP
ADAPTORS 107-108



CABLE EXTENSIONS 111




COVER PLATE 109



JUNCTION BOXES 112



SOLENOID KEY 109



BATTERY BOXES 112

REMOTE CONTROLS

REMOTE CONTROL

Allows easy maintenance of extensive installations requiring custom settings. The remote control allows adjustment of sensor features for all Stern electronic products, while some functions require a compatible product model:

- Sensor range
- Entrance to the self adjustment mode
- Security time
- Short flow time
- Flow time
- Delay in
- Delay out
- 24 hour hygiene flush
- Lock out time
- Temporary off
- Reset

Code Number: **07100005**



UNDERBASIN TMV THERMOSTATIC MIXING VALVE

Advantages:

- Easy installation, connects directly to angle valves under the basin
- Thermostatic control for optimum temperature
- Can connect up to 4 faucets simultaneously
- Includes hot water stop function to prevent scalding
- Built-in filters to prevent dirt entering the system
- Back check valves prevent hot water entering cold water inlet



SOAP & WATER REMOTE CONTROL

In addition to the possibility to change settings at liquid or foam soap dispensers, this remote control allows to change settings at Stern matching touch free faucets. The following functions and settings can be changed:

- Sensor range
- Soap quantity in foam Soap Dispensers
- Entrance to the self-adjusting mode in wall mounted faucets
- Soap tank refill
- Temporary shut off
- Air quantity in foam soap dispensers
- Reset to factory settings
- Liquid Soap Quantity 1 - 4

Code Number: **07100014**

LIQUID SOAP DISPENSERS REMOTE CONTROL



- Adjustable settings:**
- Soap dosage
 - Temporary shutoff function
 - Soap tank refill
 - Reset to factory settings

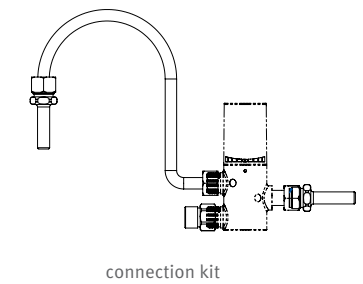
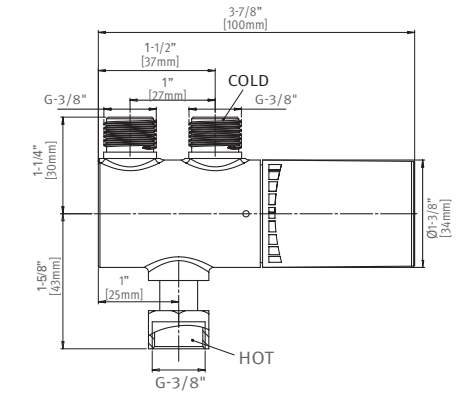
Code Number: **07100008**

FOAM SOAP DISPENSERS REMOTE CONTROL



- Adjustable settings:**
- Soap dosage
 - Air quantity
 - Temporary shutoff function
 - Soap tank refill
 - Reset to factory settings

Code Number: **07100009**



UNDERBASIN TMV


G 3/8" inlet

- **07200069 UNDERBASIN TMV**, (with connection kit) 1 unit
- **07291055 UNDERBASIN TMV** to DPIP Kit

NEW!

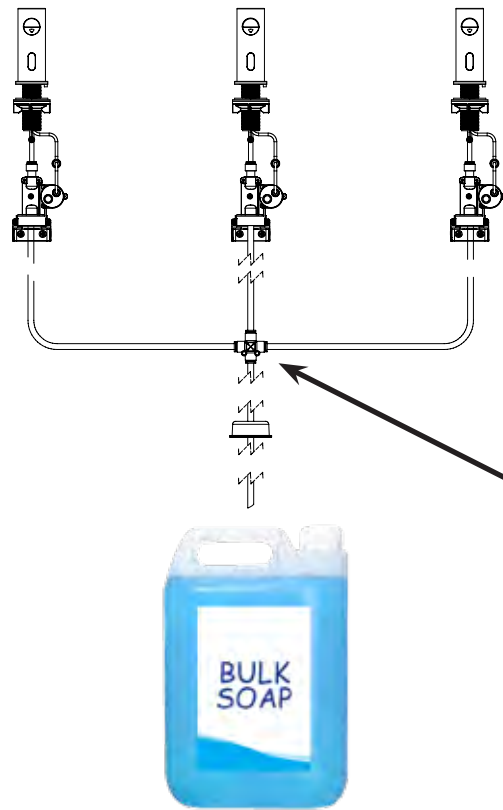
PROPRIETARY SOAP ADAPTOR KITS

Just choose the adaptor that fits your soap container and fit it to the opening of your choice of soap container. Insert the pipe into the hole in the cap, attach the quick connector to the pipe, and voilà! Your Stern soap dispenser is ready to use your selected soap.



Kit contains:

- Adaptor
- Quick connector
- 2-3 way Quick connector (Optional)
- Pipe cutter
- Pipe x1



Option to connect up to 3 soap dispensers

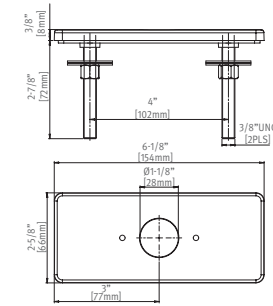
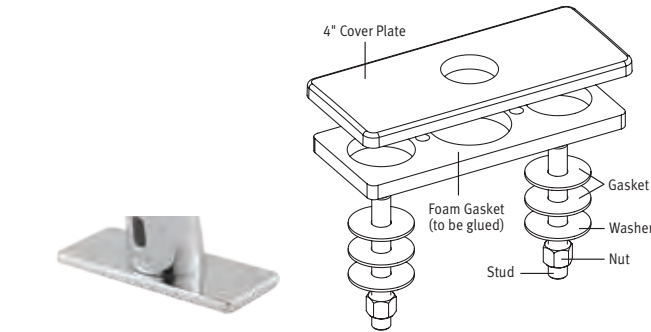


DRAWING	PRODUCT NAME	DESCRIPTION	PART NUMBER
	2L UNDERBASIN TANK CONVERSION KIT	Includes: 2L soap container, breathe pipe, rubber seals and mounting support. To be used with Stern soap dispenser models.	07247011
	SMALL PROPRIETARY SOAP ADAPTOR	Includes: small elastic cover adaptor for use with proprietary individual soap containers. Soap container opening outer min/max diameters including thread: 30mm-38mm	07270294
	SMALL PROPRIETARY SOAP ADAPTOR FOR MF	Includes: small elastic cover adaptor for use with proprietary soap containers. For multifeed up to 3 products. Soap container opening outer min/max diameters including thread: 30mm-38mm	07270295
	BIG PROPRIETARY SOAP ADAPTOR	Includes: big elastic cover adaptor for use with proprietary individual soap containers. Soap container opening outer min/max diameters including thread: 45mm-59mm	07270296
	BIG PROPRIETARY SOAP ADAPTOR FOR MF	Includes: big elastic cover adaptor for use with proprietary soap containers. For multifeed up to 3 products. Soap container opening outer min/max diameters including thread: 45mm-59mm	07270297

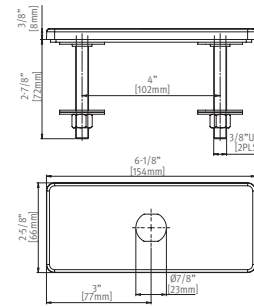
COVER PLATE KIT

Offers a solution for deck mounted faucets to cover unused mounting holes. 28 mm / 4" deck plate kit.

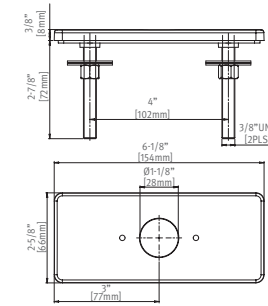
- One hole cover plate, for single hole mount faucets.
- Covers 28 mm diameter / 4" mounting holes
- Complete kit with gasket and screw



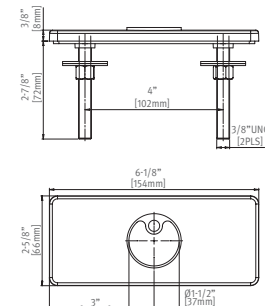
07270290
COVER PLATE 4"
ANTI-ROTATION KIT
FOR CLASSIC CS



07270288
COVER PLATE 4"
ANTI-ROTATION KIT
FOR CSABA



07275005
COVER PLATE 4"
ANTI-ROTATION KIT
FOR EASY 1000



07270291
COVER PLATE 4"
ANTI-ROTATION KIT
FOR TRENDY/EXTREME

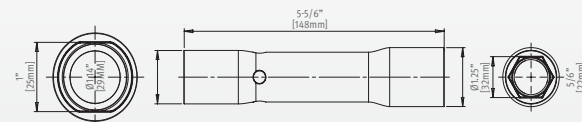


SOLENOID KEY



Specially designed custom key for easy maintenance of the Stern solenoid valves.

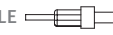
Code Number: **07590009**



PLUG IN TRANSFORMERS FOR FAUCETS, URINALS, TOILETS AND SHOWERS


Transformers with 5 meter cable male/female waterproof connector (CE, RoHS, UL).

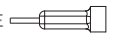
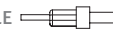
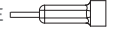
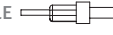
TECHNICAL CHARACTERISTICS	
INPUT VOLTAGE	100 - 240V
OUTPUT VOLTAGE	9V
FREQUENCY	50 - 60 HZ
OUTPUT CURRENT	500 MA

PICTURE	PRODUCT NAME	CONNECTOR	CODE NUMBER
	SWITCHING TRANSFORMER US PLUG	MALE 	06522115
		FEMALE 	06522116

IP68 SWITCHING TRANSFORMERS FOR FAUCETS, URINALS, TOILETS AND SHOWERS

IP68 Switching transformer for wet areas with 5m cable and male/female waterproof connector (CE, RoHS, CB).

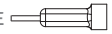
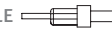


PRODUCT NAME	CONNECTOR	INPUT VOLTAGE	OUTPUT VOLTAGE	FREQUENCY	OUTPUT CURRENT	CODE NUMBER
IP68 SWITCHING NO PLUG	MALE 	110-240V	9V	50/60 HZ	300 MA	06522125
	FEMALE 					06522126
IP68 SWITCHING US PLUG	MALE 	110-240V	9V	50/60 HZ	300 MA	06522099
	FEMALE 					06522100

IP68 ENCAPSULATED SWITCHING TRANSFORMER FOR MULTIPLE PRODUCTS INSTALLATION


IP68 Encapsulated switching transformer with 5 meter cable and male/female waterproof connector (CE, RoHS, UL). Suitable for multiple products installation with electrical connection when combined with the appropriate power splitter.



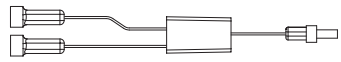
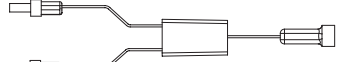
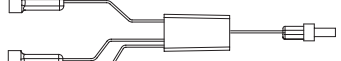





PRODUCT NAME	CONNECTOR	INPUT VOLTAGE	OUTPUT VOLTAGE	FREQUENCY	OUTPUT CURRENT	CODE NUMBER
IP68 ENCAPSULATED SWITCHING TRANSFORMER US PLUG FOR CISTERNS	MALE 	110-240V	12V	50/60 HZ	2.5 A	06522065
	FEMALE 					06522070

TRANSFORMERS FOR SOAP DISPENSERS






12V switching adaptor with 5 meter cable and male waterproof connector.

PICTURE	PRODUCT NAME	INPUT VOLTAGE	OUTPUT VOLTAGE	FREQUENCY	OUTPUT CURRENT	CODE NUMBER
	12V TRANSFORMER - US PLUG	110-240V	12V	50/60 HZ	500 MA	06522117


POWER SPLITTERS

DRAWING	PRODUCT NAME	MODEL FEATURES	CODE NUMBER
	POWER SPLITTER 2 WAYS F-M2	Cable length to product: 100 mm Cable length to power supply: 100 mm	06001034
	POWER SPLITTER 2 WAYS M-F2	Cable length to product: 100 mm Cable length to power supply: 100 mm	06001038
	POWER SPLITTER 3 WAYS F-M3	Cable length to product: 100 mm Cable length to power supply: 100 mm	06001036
	POWER SPLITTER 2 WAYS M-F3	Cable length to product: 100 mm Cable length to power supply: 100 mm	06001035
	POWER SPLITTER SOAP & WATER 2 WAYS F-M/F	To be used with 12V transformer. For connection of one soap dispenser and one faucet. Cable length to product: 100 mm. Cable length to power supply: 100 mm	06001025
	POWER SPLITTER SOAP 2 WAYS F-M2	To be used with 12V, 2.5 A transformer. For multiple connection of 2 soap dispensers. Cable length to product: 500 mm Cable length to power supply: 100 mm	06001026
	POWER SPLITTER SOAP 3 WAYS F-M3	To be used with 12V, 2.5 A transformer. For multiple connection of 3 soap dispensers. Cable length to product: 1X500 mm, 2X1500 mm. Cable length to power supply: 100 mm	06001027
	POWER SPLITTER SOAP 4 WAYS F-M4	To be used with 12V, 2.5 A transformer. For multiple connection of 4 soap dispensers. Cable length to product: 2X500 mm, 2X1500 mm. Cable length to power supply: 100 mm	06001028



CABLE EXTENSION

DRAWING	PRODUCT NAME	CODE NUMBER
	CABLE EXTENSION 100 MM MALE/FEMALE	06000064
	CABLE EXTENSION 100 MM MALE/MALE	06009018
	CABLE EXTENSION 100 MM FEMALE/FEMALE	06009022
	CABLE EXTENSION 100 MM MALE/OPEN	06000004
	CABLE EXTENSION 100 MM FEMALE/OPEN	06000003
	CABLE EXTENSION 100 MM MALE/BATTERY	06000029
	CABLE EXTENSION 100 MM FEMALE/BATTERY	06000050



JUNCTION BOXES

DRAWING	PRODUCT NAME	MODEL FEATURES	INPUT VOLTAGE	OUTPUT VOLTAGE	FREQUENCY	OUTPUT CURRENT	CODE NUMBER
	JUNCTION BOX WITH TRANSFORMER FOR FAUCETS, URINALS, TOILETS AND SHOWERS	Connection point of up to 10 products together. Includes a 12VDC 2 Amp power supply transformer	115-230V	12V	60 HZ	2.1 A	06530013
	JUNCTION BOX WITH TRANSFORMER FOR SOAP DISPENSERS	Connection point of up to 10 Soap Dispensers or 10 ring illuminated products. Includes a 12VDC 4.2 Amp power supply transformer.	115-230V	12V	60 HZ	4.2 A	06530062

CABLES FOR JUNCTION BOX

DRAWING	PRODUCT NAME	MODEL FEATURES	CODE NUMBER
	OUTPUT CABLE FOR JUNCTION BOX	3 meters male connector	06000084
	OUTPUT CABLE FOR JUNCTION BOX	3 meters female connector	06000086

BATTERY BOXES

PICTURE	PRODUCT NAME	REQUIRED BATTERIES	CONNECTOR	CODE NUMBER
	IP67 BLACK BATTERY BOX	6x1.5V AA batteries (Not supplied)	Male waterproof connector	06530096
			Female waterproof connector	06530091
	BATTERY BOX FOR SOAP OR HAND SANITIZER DISPENSERS	6XD batteries (Not supplied)	Male waterproof connector	06530041

ALPHABETIC INDEX

PRODUCT	PN	PAGE			
12V transformer - USA	06522117	110	Classic CS B	293100	19
Apollo ALB	340600	35	Classic CS E	293200	19
Apollo ALE	340700	35	Classic Foam E	292300	65
Apollo Free	340100	36	Classic Soap Dispenser B	292400	65
Apollo Medical B LF	314535	37	Classic Soap Dispenser E	292410	65
Apollo Medical E LF	314545	37	Classic SD 1.6 E	292416	66
Apollo Medical FB LF	314505	37	Condor	210000	17
Apollo Medical FE LF	314515	37	Condor 1010	210100	17
Battery box for soap dispensers	06530041	112	Condor 1010 E	210300	17
Below deck Multifeed kit	07220096	77	Condor E	210200	17
Below deck Multifeed kit with lockable cabinet	07220096CB	77	Cool B	280115	22
Boreal B	212000	14	Cool BRE	280100	22
Boreal E	212005	14	Cool E	280110	22
Boreal Plus B	212010	14	Cool GB	280125	22
Boreal Plus E	212015	14	Cool GBRE	280120	22
Boreal 1000 B	212050	14	Cool GE	280130	22
Boreal 1000 E	212055	14	Cool TFB	280150	23
Boreal 1000 Plus B	212060	14	Cool TFE	280140	23
Boreal 1000 Plus E	212065	14	Cool TF GB	TBA	23
Boreal Foam Dispenser E	212130	54	Cool TF GE	TBA	23
Boreal Soap Dispenser B	212100	54	Cover Plate	-	109
Boreal Soap Dispenser E	212105	54	Csaba 2-in-1	233013	6
Boreal SD plus B	212110	54	Csaba 2-in-1 with soap level indicator	233014	6
Boreal SD plus E	212115	54	Csaba B	233000	7
BTM SD CS B	280225	94	Csaba E	233010	7
BTM SD CS E	280220	94	Csaba Petite B	233042	7
BTM soap dispenser B	280210	94	Csaba Petite E	233040	7
BTM soap dispenser E	280200	94	Csaba Plus B	233050	7
BTM Foam E	280250	94	Csaba Plus E	233051	7
BTM Faucet E	280300	93	Csaba Foam E	233120	47
BTM Faucet B	280310	93	Csaba SD plus B	233114	48
BTM Paper towel holder	03300018	93	Csaba SD plus E	233106	48
Cable extension 100 mm female/battery	06000050	111	Csaba Soap Dispenser B	233110	47
Cable extension 100 mm female/female	06009022	111	Csaba Soap Dispenser E	233100	47
Cable extension 100 mm female/open	06000003	111	Csaba Soap Dispenser E with level indicator	233105	49
Cable extension 100 mm male/battery	06000029	111	Csaba SD 1.6 E	233102	48
Cable extension 100 mm male/female	06000064	111	D28 B	352000	27
Cable extension 100 mm male/open	06000004	111	D28 B AISI316	352130	27
Cable extension 100 mm male/male	06009018	111	D28 DP Soap&Water KE	500100	39
Classic 1000 AB1953	292020	19	D28 DPB	352300	27
Classic 1000 B AB1953	292120	19	D28 DPB AISI316	352301	27
Classic 1000 E AB1953	292230	19	D28 DPE	352400	27
			D28 DPE AISI316	352401	27

D28 E	352100	27	Extreme 1000 LFE	237003	11
D28 E AISI316	352120	27	Extreme 1000 LFB AISI316	237103	11
Dolphin 1000 FB	270320	21	Extreme 1000 LFE AISI316	237004	11
Dolphin 1000 FE	270330	21	Extreme B	237200	12
Dolphin FB	270170	21	Extreme BRE	237305	13
Dolphin FE	270180	21	Extreme CS B	237801	31
Dolphin GB	270120	21	Extreme CS E	237800	31
Dolphin GE	270220	21	Extreme CS B AISI316	237801-316	31
Easy 1000 B	246050	20	Extreme CS E AISI316	237800-316	31
Easy 1000 E	246060	20	Extreme CS DPB	237802	32
Elite foam E	236120	58	Extreme CS DPB AISI316	237802-316	32
Elite foam E AISI316	236122	61	Extreme CS DPE	237803	32
Elite 1000 LB	236550	8	Extreme CS DPE AISI316	237803 -316	32
Elite 1000 LE	236650	8	Extreme CS soap dispenser B	237891	67
Elite 1000 Plus LB	236760	8	Extreme CS soap dispenser B AISI316	237891-316	68
Elite 1000 Plus LE	236860	8	Extreme CS soap dispenser E	237890	67
Elite LB	236500	8	Extreme CS soap dispenser E AISI316	237890-316	68
Elite LE	236306	8	Extreme E	237300	12
Elite LB AISI316	236306	8	Extreme FW	237709	42
Elite LE AISI316	236407	8	Extreme HLB LF	237340	13
Elite Plus LB AB1953	236361	8	Extreme HLE LF	237341	13
Elite Plus LE	236460	8	Extreme Petite CS E	237818	42
Elite SD 1.6 E	236216	59	Extreme Plus B	237250	12
Elite soap dispenser B	236110	58	Extreme Plus E	237350	12
Elite soap dispenser E	236100	58	Extreme LFB	237820	11
Elite soap dispenser Plus B	236107	59	Extreme LFB AISI316	237821	11
Elite soap dispenser Plus E	236105	59	Extreme LFE	237810	11
Elite SD 1.6 E AISI316	236126	62	Extreme LFE AISI316	237811	11
Elite soap dispenser B AISI316	236113	61	Extreme SD 1.6 E	237916	56
Elite soap dispenser E AISI316	236103	61	Extreme soap dispenser B	237920	55
Elite SD Plus B AISI316	236109	62	Extreme soap dispenser E	237900	55
Elite SD Plus E AISI316	236104	62	Extreme soap dispenser E with level indicator	237917	57
Elite soap dispenser E with level indicator	236131	60	Extreme soap dispenser plus B	237922	55
Ever HD	230510	95	Extreme soap dispenser plus E	237905	55
Ever HD AISI316	230520	95	Foot washfree	113730	41
Extreme 1000 Plus B	237150	13	Foot Washfree 3000	113720	41
Extreme 1000 Plus E	237050	13	Green AB1953	225901	15
Extreme 1000B	237100	12	Green 1000 AB1953	225801	16
Extreme 1000 BRE	237005	13	Green 1000 B AB1953	225871	16
Extreme 1000E	237000	12	Green 1000 BRE AB1953	225891	16
Extreme 1000 LFB	237102	11	Green 1000 E AB1953	225821	16

Green 28 foam E	352920	63	Green 28 soap dispenser B	352900	63
Green 28 soap dispenser E	352910	63	Green 28 SD 1.6 E	352916	64
Green 28 SD 1.6 E	352916	64	Green B AB 1953	225951	15
Green B AB 1953	225951	15	Green BRE AB1953	225921	15
Green BRE AB1953	225921	15	Green E AB 1953	225941	15
Green E AB 1953	225941	15	IP67 Black battery box female connector (without batteries)	06530091	112
IP67 Black battery box female connector (without batteries)	06530091	112	IP67 Black battery box male connector (without batteries)	06530096	112
IP67 Black battery box male connector (without batteries)	06530096	112	IP68 Switching transformer US male connector	06522099	110
IP68 Switching transformer US male connector	06522099	110	IP68 Switching transformer US female connector	06522100	110
IP68 Switching transformer US female connector	06522100	110	IP68 Switching transformer US male no plug	06522125	110
IP68 Switching transformer US male no plug	06522125	110	IP68 Switching transformer US female no plug	06522126	110
IP68 Switching transformer US female no plug	06522126	110	Junction box with transformer for faucets, urinals, toilets and showers	06530013	112
Junction box with transformer for faucets, urinals, toilets and showers	06530013	112	Junction box with transformer for soap dispensers	06530062	112
Junction box with transformer for soap dispensers	06530062	112	Jupiter M 0.5 GPF	140112	99
Jupiter M 0.5 GPF	140112	99	Jupiter ME 0.5 GPF	140516	99
Jupiter ME 0.5 GPF	140516	99	Lotus Topfill E	230850	50
Lotus Topfill E	230850	50	Lotus Topfill FE (Foam)	230860	50
Lotus Topfill FE (Foam)	230860	50	Malmo	225865	28
Malmo	225865	28	Malmo 1000	225860	28
Malmo 1000	225860	28	Malmo 1000 DP Soap&Water KE	500350	40
Malmo 1000 DP Soap&Water KE	500350	40	MF Behind mirror SD	07292223	94
MF Behind mirror SD	07292223	94	MF BTM Foam	07292270	94
MF BTM Foam	07292270	94	MF BTM SD CS	07292278	94
MF BTM SD CS	07292278	94	MF Classic Foam Dispenser	07292207	66
MF Classic Foam Dispenser	07292207	66	MF Classic soap Dispenser	07292177	66
MF Classic soap Dispenser	07292177	66	MF Csaba soap Dispenser	07292288	48
MF Csaba soap Dispenser	07292288	48	MF Elite Foam Dispenser	07292205	59
MF Elite Foam Dispenser	07292205	59	MF Elite Foam Dispenser AISI316	07292240	62
MF Elite Foam Dispenser AISI316	07292240	62	MF Elite Soap Dispenser	07292077	59
MF Elite Soap Dispenser	07292077	59	MF Elite Soap Dispenser AISI316	07292239	62
MF Elite Soap Dispenser AISI316	07292239	62	MF Elite SD Plus	07292093	59
MF Elite SD Plus	07292093	59	MF Elite SD Plus AISI316	07292241	62
MF Elite SD Plus AISI316	07292241	62	MF Extreme Plus Soap Dispenser	07292095	56
MF Extreme Plus Soap Dispenser	07292095	56	MF Extreme Soap Dispenser	07292056	56
MF Extreme Soap Dispenser	07292056	56	MF Green 28 Foam Dispenser	07292206	64
MF Green 28 Foam Dispenser	07292206	64	MF Green 28 Soap Dispenser	07292155	64
MF Green 28 Soap Dispenser	07292155	64	MF Quadrat 2030 Soap Dispenser	07292094	74
MF Quadrat 2030 Soap Dispenser	07292094	74	MF Quadrat Soap Dispenser	07292078	74
MF Quadrat Soap Dispenser	07292078	74	MF Trendy Foam Dispenser	07292183	52
MF Trendy Foam Dispenser	07292183	52	MF Trendy Plus Soap Dispenser	07292099	52
MF Trendy Plus Soap Dispenser	07292099	52	MF Trendy Soap Dispenser	07292073	52
MF Trendy Soap Dispenser	07292073	52			

MF Tubular Soap Dispenser 2030	07292081	70	MF Tubular Foam Dispenser	07292186	70
MF Tubular Foam Dispenser	07292186	70	MF Tubular Soap Dispenser	07292076	70
MF Tubular Soap Dispenser	07292076	70	MF Tubular Foam Dispenser AISI316	07292231	72
MF Tubular Foam Dispenser AISI316	07292231	72	MF Tubular Soap Dispenser AISI316	07292221	72
MF Tubular Soap Dispenser AISI316	07292221	72	MF Tubular 2030 Soap Dispenser AISI316	07292222	72
MF Tubular 2030 Soap Dispenser AISI316	07292222	72	Multifeed kit	07220096	94
Multifeed kit	07220096	94	Nara 3002 P	160830	102
Nara 3002 P	160830	102	Nara 3002 PE	160840	102
Nara 3002 PE	160840	102	Noble 3032 P	460720	101
Noble 3032 P	460720	101	Noble 3032 PE	460730	101
Noble 3032 PE	460730	101	Output cable for junction box	06000084	112
Output cable for junction box	06000084	112	Output cable for junction box	06000086	112
Output cable for junction box	06000086	112	Power splitter 2 ways F-M2	06001034	111
Power splitter 2 ways F-M2	06001034	111	Power splitter 2 ways M-F2	06001038	111
Power splitter 2 ways M-F2	06001038	111	Power splitter 2 ways M-F3	06001035	111
Power splitter 2 ways M-F3	06001035	111	Power splitter 3 ways F-M3	06001036	111
Power splitter 3 ways F-M3	06001036	111	Power splitter soap & water 2 ways F-M2	06001025	111
Power splitter soap & water 2 ways F-M2	06001025	111	Power splitter soap 2 ways F-M2	06001026	111
Power splitter soap 2 ways F-M2	06001026	111	Power splitter soap 3 ways F-M3	06001027	111
Power splitter soap 3 ways F-M3	06001027	111	Power splitter soap 4 ways F-M4	06001028	111
Power splitter soap 4 ways F-M4	06001028	111	Proprietary Soap Adaptor kits	-	108
Proprietary Soap Adaptor kits	-	108	Quadrat 2030 B AB1953	351315	34
Quadrat 2030 B AB1953	351315	34	Quadrat 2030 E AB1953	351415	34
Quadrat 2030 E AB1953	351415	34	Quadrat 2030 LB AB1953	351325	34
Quadrat 2030 LB AB1953	351325	34	Quadrat 2030 LE AB1953	351425	34
Quadrat 2030 LE AB1953	351425	34	Quadrat 2030 SD 1.6 E	351316	74
Quadrat 2030 SD 1.6 E	351316	74	Quadrat B AB1953	351110	34
Quadrat B AB1953	351110	34	Quadrat E AB1953	351210	34
Quadrat E AB1953	351210	34	Quadrat DP Soap&Water KE	500400	40
Quadrat DP Soap&Water KE	500400	40	Quadrat LB AB1953	351115	34
Quadrat LB AB1953	351115	34	Quadrat LE AB1953	351215	34
Quadrat LE AB1953	351215	34	Quadrat SD 1.6 E	351916	74
Quadrat SD 1.6 E	351916	74	Quadrat soap dispenser 2030 B	351920	73
Quadrat soap dispenser 2030 B	351920	73	Quadrat soap dispenser 2030 E	351930	73
Quadrat soap dispenser 2030 E	351930	73	Quadrat soap dispenser B	351910	73
Quadrat soap dispenser B	351910	73	Quadrat SD E	351900	73
Quadrat SD E	351900	73	Recessed mounting duo	280500	90
Recessed mounting duo	280500	90	Remote Control	07100005	105
Remote Control	07100005	105	Remote control for foam soap dispensers	07100009	105
Remote control for foam soap dispensers	07100009	105	Remote control for liquid soap dispenser	07100008	105
Remote control for liquid soap dispenser	07100008	105	Remote control for soap & water	07100014	105
Remote control for soap & water	07100014	105	SA Module	280476	88
SA Module	280476	88			

Smartbox 2L	280222	79	Tubular 1000 E AB1953	350855	30
Solenoid Key	07590009	109	Tubular 1000 E Box AB1953	350955	30
Swan 1000 AB1953	252210	18	Tubular 2030 B	350300	30
Swan 1000 B AB1953	252310	18	Tubular 2030 E	350400	30
Swan 1000 E AB1953	252420	18	Tubular B	350200	29
Swan 1010 AB1953	250220	18	Tubular B AISI316	350208	29
Swan 1010 B AB1953	250310	18	Tubular DP B	350209	29
Swan 1010 E AB1953	250420	18	Tubular DP E	350103	29
SWA HI-SPEED Module	280410-US	91	Tubular DP Soap&Water KE	500200	40
SWAR City	280455	86	Tubular DP Trio KE	500120	39
SWAR Module	280460-US	88	Tubular E	350100	29
SWAR P	280470	88	Tubular E AISI316	350109	29
SWAR TV	280461	85	Tubular foam E	350980	70
Switching transformer US female connector	06522116	110	Tubular foam E AISI316	350982	72
Switching transformer US male connector	06522115	110	Tubular HD	350030	96
Top Filling Multifeed Kit	07220090	77	Tubular HD AISI316	350040	96
Top Filling Multifeed Kit with lockable cabinet	07220090CB	77	Tubular DP HD	350020	96
Top Filling Multifeed Kit with Soap Level Indicator	07220152	76	Tubular DP HD AISI316	350010	96
Top Filling Multifeed Kit with Soap Level Indicator with lockable cabinet	07220152CB	76	Tubular SD 1.6 E	350116	70
Touch Free Hand Sanitizer Stand	281000	80	Tubular SD 1.6 E AISI316	350932	72
Touch Free Hand Sanitizer Pillar	281100	80	Tubular 2030 SD 1.6 E	350816	70
Touch Free wall mounted Hand Sanitizer Station	233200	79	Tubular 2030 SD 1.6 E AISI316	350916	72
Trendy 1000 BRE	239305	10	Tubular soap dispenser 2030 B	350922	69
Trendy 1000 Plus B AB1953	239251	10	Tubular soap dispenser 2030 E	350927	69
Trendy 1000 Plus E AB1953	239351	10	Tubular soap dispenser B	350920	69
Trendy 1000 LB AB1953	239601	10	Tubular soap dispenser E	350925	69
Trendy 1000 LE AB1953	239701	10	Tubular soap dispenser B AISI316	350919	71
Trendy BRE	239105	10	Tubular soap dispenser E AISI316	350924	71
Trendy Foam E	239930	51	Tubular soap dispenser 2030 B AISI316	350918	71
Trendy LB AB1953	239401	10	Tubular soap dispenser 2030 E AISI316	350917	71
Trendy LE AB1953	239501	10	Tubular XLB	350215	30
Trendy Plus B AB1953	239051	10	Tubular XLE	350415	30
Trendy Plus E AB1953	239151	10	Tubular XL DP B	350224	30
Trendy SD 1.6 E	239916	52	Tubular XL DP E	350223	30
Trendy soap dispenser B	239910	51	Underbasin TMV	07200069	106
Trendy soap dispenser E	239900	51	Venus 1.28 GPF	420242	100
Trendy soap dispenser E with level indicator	239906	53	Venus 3002 R	420241	100
Trendy soap dispenser plus B	239912	52	Venus 3002 RE	420265	100
Trendy soap dispenser plus E	239902	52	Venus 3003R PE	420280	100
Tubular 1000 B AB1953	350805	30	Venus E 1.28 GPF	420232	100
Tubular 1000 B Box AB1953	350905	30			



www.sternfaucets.us
www.sternfaucets.com
www.sternfaucets.es

